

Grade 5



Evan-Moor®
EMC 2715

Grammar & **5** Punctuation

Correlated to State and
Common Core State Standards

- 25 important grammar & punctuation rules
- 75 practice pages
- Targeted practice for each rule
- Valuable test prep

Compound Sentences
Verb Tenses

Subjects & Predicates
Adverbs

Prepositions
Commas

Enhanced
E-book

**Correlated
to State and
Common Core
State Standards**

Visit
www.teaching-standards.com
to view a correlation of
this book.

Grammar & Punctuation

What?

- Structured practice for 25 important grammar and punctuation rules.
- 3 engaging reproducible practice pages for each rule.
- Multiple-choice review pages for assessment and standardized test preparation.

Why?

- To teach and provide practice for targeted grammar and punctuation skills.
- With effective written communication skills, students will be successful in the classroom, in the real world, and on assessments.
- Students can focus on the content of their writing when grammar and punctuation are automatic.

Editorial Development: Delana Heidrich
Marilyn Evans
Copy Editing: Cathy Harber
Cover Design: Cheryl Puckett
Design/Production: Keli Winters
John D. Williams



Visit
teaching-standards.com
to view a correlation
of this book.
This is a free service.

**Correlated to State and
Common Core State Standards**

**Congratulations on your purchase of some of the
finest teaching materials in the world.**

*Photocopying the pages in this book
is permitted for single-classroom use only.
Making photocopies for additional classes
or schools is prohibited.*

For information about other Evan-Moor products, call 1-800-777-4362,
fax 1-800-777-4332, or visit our Web site, www.evan-moor.com.

Entire contents © 2009 EVAN-MOOR CORP.
18 Lower Ragsdale Drive, Monterey, CA 93940-5746. Printed in USA.



Evan-Moor®

Helping Children Learn

Thank you for purchasing an Evan-Moor e-book!

Attention Acrobat Reader Users: In order to use this e-book you need to have Adobe Reader 8 or higher. To download Adobe Reader for free, visit www.adobe.com.

Using This E-book

This e-book can be used in a variety of ways to enrich your classroom instruction.

You can:

- engage students by projecting this e-book onto an interactive whiteboard
- save paper by printing out only the pages you need
- find what you need by performing a keyword search
... and much more!

For helpful teaching suggestions and creative ideas on how you can use the features of this e-book to enhance your classroom instruction, visit www.evan-moor.com/ebooks.

User Agreement

With the purchase of Evan-Moor electronic materials, you are granted a single-user license which entitles you to use or duplicate the content of this electronic book for use within your classroom or home only. Sharing materials or making copies for additional individuals or schools is prohibited. Evan-Moor Corporation retains full intellectual property rights on all its products, and these rights extend to electronic editions of books.

If you would like to use this Evan-Moor e-book for additional purposes not outlined in the single-user license (described above), please visit www.evan-moor.com/help/copyright.aspx for an *Application to Use Copyrighted Materials* form.

This page intentionally left blank

The 25 Rules to Learn

1 Kinds of Sentences 3 There are four kinds of sentences. Each kind requires a specific ending punctuation.	14 Adjectives 55 Adjectives describe nouns or pronouns.
2 Subjects & Predicates 7 Every complete sentence has a subject and a predicate.	15 Comparative & Superlative Adjectives 59 Adjectives can make comparisons.
3 Conjunctions 11 Conjunctions are used to join words or groups of words.	16 Adverbs 63 An adverb is a word that describes a verb, an adjective, or another adverb.
4 Compound Sentences 15 A compound sentence is made by putting together two or more simple sentences containing related information.	17 Prepositions 67 Prepositions and prepositional phrases relate a noun or pronoun to another word in the sentence.
5 Common & Proper Nouns 19 A noun names a person, place, thing, or idea.	18 Comma Usage 71 Words in a series and equal adjectives need commas to separate them.
6 Singular & Plural Nouns 23 Singular nouns name one person, place, thing, or idea. Plural nouns name more than one person, place, thing, or idea.	19 Comma Usage 75 A comma is used after introductory words and to set off the name of a person being spoken to.
7 Verbs 27 A verb is a word in the predicate that tells physical or mental action or a state of being.	20 Commas & Colons 79 Commas and colons are used in specific instances.
8 Verb Tenses 31 The tense of a verb tells when an action occurs—present, past, or future.	21 Comma Usage 83 Commas set apart an appositive (a word or phrase that renames the noun or pronoun before it) from the rest of the sentence.
9 Forming Verb Tenses 35 Endings are added to verbs to change the tense.	22 Quotation Marks 87 A direct quotation has specific rules of punctuation and capitalization.
10 Irregular Verbs 39 Some verbs do not follow a set rule to form the past tense. These verbs are called irregular verbs.	23 Titles 91 Titles of books, movies, plays, magazines, songs, stories, etc., are treated in specific ways.
11 Types of Pronouns 43 There are several types of pronouns.	24 Word Usage 95 Negative words and the pronouns <i>I</i> , <i>me</i> , <i>they</i> , and <i>them</i> follow specific usage rules.
12 Pronouns & Antecedents 47 The antecedent of a pronoun is the noun or nouns to which the pronoun refers.	25 Word Usage 99 Some words are easily confused. Take care to use <i>can/may</i> , <i>sit/set</i> , <i>lie/lay</i> , and <i>good/well</i> correctly.
13 Possessive Nouns & Pronouns 51 Possessive nouns need an apostrophe. Possessive pronouns do not need an apostrophe.	

About the Book

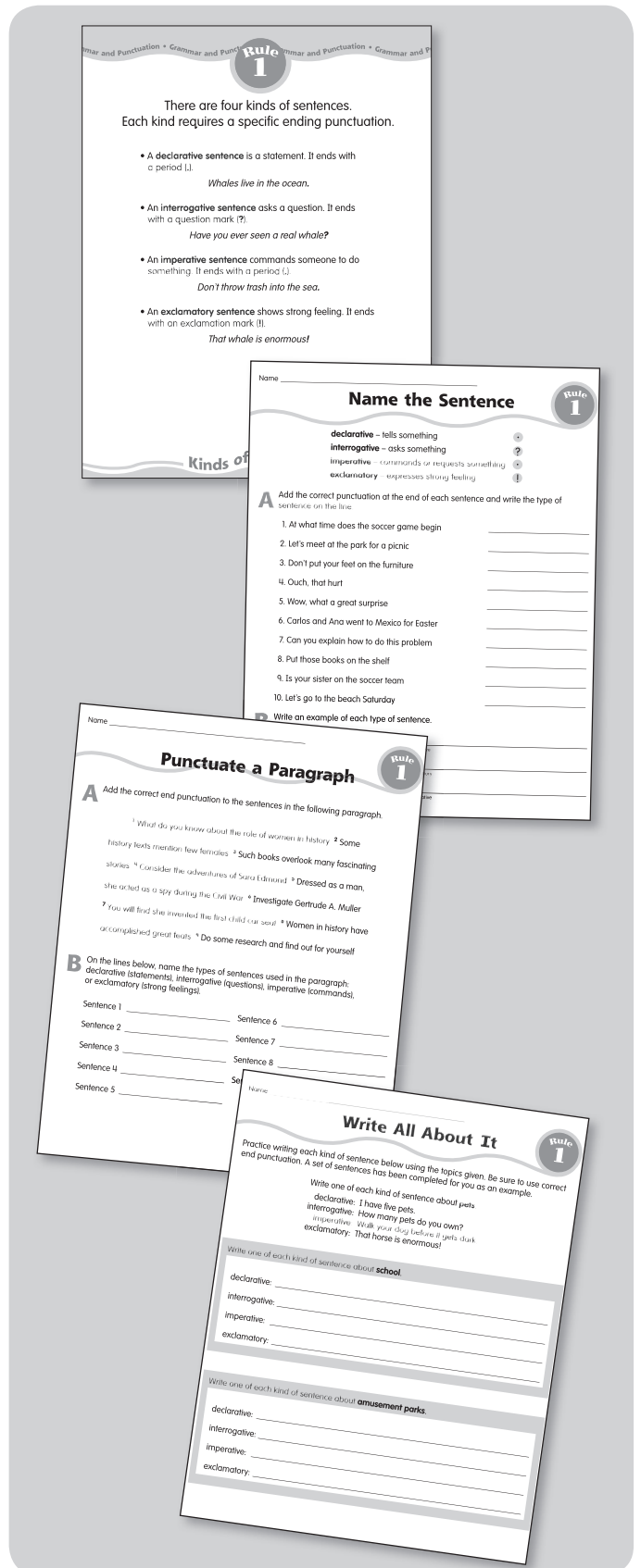
Grammar & Punctuation includes:

25 Rule Charts

Use the charts to introduce the rules. Choose the rules and the order of use that is appropriate to your students' needs.

Student Practice Pages

Each rule is supported by 3 scaffolded, reproducible practice pages. Use the level that is appropriate for your students. The pages may be used with the whole class or as independent practice. They are also useful as homework review.



Rule 1

There are four kinds of sentences.
Each kind requires a specific ending punctuation.

- A **declarative sentence** is a statement. It ends with a period (.).

Whales live in the ocean.

- An **interrogative sentence** asks a question. It ends with a question mark (?).

Have you ever seen a real whale?

- An **imperative sentence** commands someone to do something. It ends with a period (.).

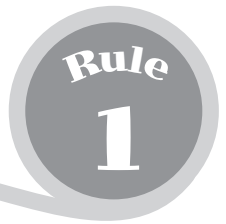
Don't throw trash into the sea.

- An **exclamatory sentence** shows strong feeling. It ends with an exclamation mark (!).

That whale is enormous!

Kinds of Sentences

Name the Sentence



- declarative** – tells something •
- interrogative** – asks something ?
- imperative** – commands or requests something •
- exclamatory** – expresses strong feeling !

A Add the correct punctuation at the end of each sentence and write the type of sentence on the line.

1. At what time does the soccer game begin _____
2. Let's meet at the park for a picnic _____
3. Don't put your feet on the furniture _____
4. Ouch, that hurt _____
5. Wow, what a great surprise _____
6. Carlos and Ana went to Mexico for Easter _____
7. Can you explain how to do this problem _____
8. Put those books on the shelf _____
9. Is your sister on the soccer team _____
10. Let's go to the beach Saturday _____

B Write an example of each type of sentence.

1. _____
declarative
2. _____
exclamatory
3. _____
interrogative
4. _____
imperative

Punctuate a Paragraph

**Rule
1**

A Add the correct end punctuation to the sentences in the following paragraph.

¹ What do you know about the role of women in history ² Some history texts mention few females ³ Such books overlook many fascinating stories ⁴ Consider the adventures of Sara Edmond ⁵ Dressed as a man, she acted as a spy during the Civil War ⁶ Investigate Gertrude A. Muller ⁷ You will find she invented the first child car seat ⁸ Women in history have accomplished great feats ⁹ Do some research and find out for yourself

B On the lines below, name the types of sentences used in the paragraph: declarative (statement), interrogative (question), imperative (command), or exclamatory (strong feelings).

Sentence 1 _____ Sentence 6 _____

Sentence 2 _____ Sentence 7 _____

Sentence 3 _____ Sentence 8 _____

Sentence 4 _____ Sentence 9 _____

Sentence 5 _____

Name _____

Write All About It

Rule
1

Practice writing each kind of sentence below using the topics given. Be sure to use correct end punctuation. A set of sentences has been completed for you as an example.

Write one of each kind of sentence about **pets**.

declarative: I have five pets.

interrogative: How many pets do you own?

imperative: Walk your dog before it gets dark.

exclamatory: That horse is enormous!

Write one of each kind of sentence about **school**.

declarative: _____

interrogative: _____

imperative: _____

exclamatory: _____

Write one of each kind of sentence about **amusement parks**.

declarative: _____

interrogative: _____

imperative: _____

exclamatory: _____

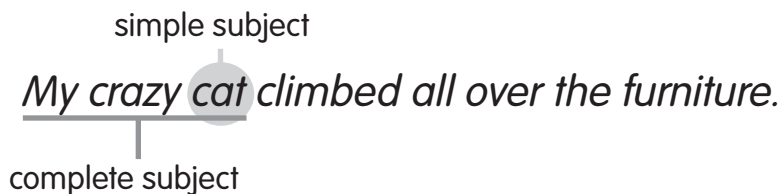
Rule 2

Every complete sentence has a subject and a predicate.

- **Subject**—names the person, place, or thing the sentence is about.

The **complete subject** contains all the words that tell who or what the sentence is about.

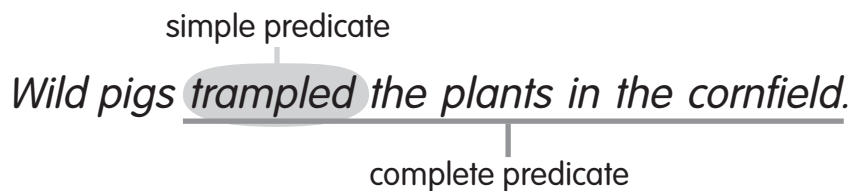
The **simple subject** is the main noun or pronoun in the subject.



- **Predicate**—tells what the subject is or does.

The **complete predicate** contains all the words that tell what the subject is or does.

The **simple predicate** is the verb of the sentence.



Subjects & Predicates

Name _____

What's Missing?

Rule
2

The following groups of words are not complete sentences. Decide whether each sentence fragment is missing a **subject** or a **predicate**. Circle your responses.

1. goes to the store	subject	predicate
2. the weather today	subject	predicate
3. Morgan's beautiful dress	subject	predicate
4. sat down to dinner early tonight	subject	predicate
5. never liked apple pie much	subject	predicate
6. the glorious night sky	subject	predicate
7. fifteen second-grade students	subject	predicate
8. sings like an angel	subject	predicate
9. has a summer home in Florida	subject	predicate
10. was quite a fisherman in his day	subject	predicate
11. Tim's favorite school subject	subject	predicate
12. Grant's favorite music group	subject	predicate

Fragments into Sentences

Rule
2

Write a complete sentence using each of the following sentence fragments. When you have finished, go back and circle the subject and underline the predicate in each of your sentences.

1. a gigantic dinosaur

2. swam across the river

3. nibbled on the grass

4. Herman and Hetty

5. raced down the street

6. my cousin Roberto

Subjects and Predicates

Rule
2

Draw one line under each complete subject. Write **SS** above the simple subject.
Draw two lines under each complete predicate. Write **SP** above the simple predicate.

SS SP

The large cat jumped on top of the brick wall.

1. My hungry friends hunted for food in the kitchen.
2. Margo petted the tiny kitten.
3. The busy workers painted the whole house in one day.
4. The frightened dog hid under the porch.
5. Several heavy packages arrived in the mail this morning.
6. Carla's friend Margo came for a long visit.
7. Twelve silver sardines darted among the kelp blades.
8. Sam hit two home runs in the last game.
9. The large moving van was unable to turn into our driveway.
10. Melissa, my next-door neighbor, plays trumpet in the school band.

Rule 3

Conjunctions are used to join words or groups of words.

- Some of the most-used conjunctions are **and**, **but**, and **or**.

*Fish **and** whales live in the ocean.*

*You may have an apple **or** an orange.*

*I want to go to the park, **but** I have to clean my room first.*

Other conjunctions include:

as nor yet so because although until since

Conjunctions

Locate Conjunctions

Rule
3

Circle the conjunctions in the following sentences.

and but or as

1. Tyler likes to eat cookies, but he doesn't like to bake them.
2. Edward and Ryan plan to take the bus or the subway to the cinema today.
3. I listened to the radio as I did my homework.
4. I want to go to the movies, but I have to clean my room first.
5. Jason will ride his bike or play tennis for exercise this afternoon.
6. Kerry likes apples, grapes, and pears in her fruit salad.
7. Mike did his homework, but he forgot to turn it in.
8. My mom listens to the radio as she drives to work each morning.
9. Nicki or Shannon will help Mrs. Bailey grade papers today.
10. Tim likes to draw, and he likes to paint his drawings.
11. The restaurant offered sodas, iced tea, and coffee.
12. We will listen to music as we paint our pictures.

Use Conjunctions

Rule
3

Complete the sentences by filling each blank with one of the conjunctions listed in the box.

and but or nor yet so as

1. Sam _____ Gabby are siblings.
2. Sam is nine, _____ Gabby is three.
3. Sam loves Gabby, _____ sometimes he gets mad at her for breaking his toys.
4. The children don't like all the same foods, _____ they love to eat lunch together.
5. Sam likes hot dogs, _____ Gabby doesn't.
6. Sam _____ Gabby like apples, _____ they dislike pears.
7. The children like neither green _____ yellow vegetables.
8. However, Sam _____ Gabby both like to eat dessert, _____ they finish their meals, vegetables and all.
9. Neither Sam _____ Gabby likes clearing dishes from the table after lunch.
10. However, the children do their after-meal chores _____ that they can play outside.
11. Sometimes, Gabby rollerblades _____ Sam rides his bicycle.
12. They don't always get along, _____ Sam _____ Gabby always love each other.

More Conjunctions



Write a sentence of your own using each of these conjunctions.

1. although

2. but

3. or

4. so

5. and

6. because

Rule 4

A compound sentence is made by putting together two or more simple sentences containing related information.

- The parts are usually joined by a conjunction such as **and**, **or**, or **but**.*
- A comma is placed before the conjunction.

Simple sentences:
*Mary ate a sandwich for lunch.
She left her carrot juice.*

Simple sentences:
*The snow blew wildly.
We could not see the road.*

Compound sentence:
*Mary ate a sandwich for lunch,
but she left her carrot juice.*

Compound sentence:
*The snow blew wildly, **and** we
could not see the road.*

*See Notes to the Teacher on page 103 for additional information.

Compound Sentences

Name _____

Write Compound Sentences

Rule
4

A Use conjunctions to combine each pair of simple sentences into a compound sentence. Place a comma before each conjunction.

1. Grandmother baked cookies. The children ate them all.

2. The explorers searched the jungle. They never reached the lost city.

3. There was a large pothole in the road. I had to swerve to avoid it.

4. I yelled to warn him. It was too late.

5. I may spend August in the mountains. I may stay home and paint the house.

B On a sheet of lined paper, write a compound sentence explaining what you do and don't want to do today.

Study Compound Sentences

Rule
4

Draw one line under the complete subject and two lines under the complete predicate in **each part** of the compound sentences. Circle the conjunction.

The first sentence has been completed for you as an example.

1. Mrs. Peterson's class talked about hobbies, and Bobby said he likes to watch movies.
2. Saber likes to watch movies also, but he loves to read books, too.
3. Mrs. Peterson plays tennis in the city, or she hikes in the mountains.
4. Tom wants to collect stamps, but he hasn't started yet.
5. Mary is learning to sew her own clothes, and Lisa takes cooking lessons.
6. Stan rides a skateboard, or he rides his bike.
7. Linda paints pictures, and her grandmother frames them.
8. Kevin sings in the shower, yet he never performs in front of people.
9. Karen sings in a choir, so she performs onstage often.
10. Ted never sings, but he enjoys acting onstage.

Simple or Compound?

Rule
4

Decide whether each of the sentences below is simple or compound. Circle your responses. Remember that compound sentences contain two simple sentences connected by a conjunction.

- | | | |
|--|--------|----------|
| 1. Benjamin Franklin lived from 1706 until 1790. | simple | compound |
| 2. The talented man was an inventor, a writer, and a statesman. | simple | compound |
| 3. Benjamin Franklin helped establish the first library in America, and he served as our nation's first postmaster. | simple | compound |
| 4. Bifocals, lightning rods, and the Franklin stove were all invented by Benjamin Franklin. | simple | compound |
| 5. Benjamin Franklin agreed with the ideas stated in the Declaration of Independence, but he did not write it. | simple | compound |
| 6. The poet Anne Bradstreet lived from 1612 until 1672. | simple | compound |
| 7. She was born in England, but Massachusetts became her home in 1630. | simple | compound |
| 8. Anne Bradstreet's poems reflect on her family and the life of Puritans in colonial America. | simple | compound |

Rule 5

A noun names a person, place, thing, or idea.

- A **common noun** names any person, place, thing, or idea.

person—*woman*

place—*park*

thing—*sailboat*

idea—*freedom*

- A **proper noun** names a specific person, place, thing, or idea. A proper noun begins with a capital letter.

common	proper
girl	Alicia
store	Hal's Minimart
city	Seattle
uncle	Uncle Jake

Common & Proper Nouns

Common and Proper Nouns

Rule
5

A Complete these sentences, replacing the common nouns with proper nouns.

1. _____ visited _____ on her birthday.
(a girl) (a city)

2. _____ saw _____ in the sky.
(a boy) (a planet)

3. _____ sailed across the _____
(a person) (an ocean)

last _____.
(a month)

4. When _____ reached the top of _____,
(a woman) (a mountain)
she planted a flag to mark her achievement.

B Write a proper noun to name the following:

your whole name _____

your school _____

your town _____

a song _____

a movie _____

the president _____

Capitalize Properly



On the lines provided, write all the proper nouns in each sentence. Remember to capitalize the proper nouns.

1. The town of blair, nebraska, is home to dana college.

2. The college was founded by danish immigrants to america.

3. The politician paul simon attended dana college as a young man.

4. The city of ashland, oregon, is home to southern oregon university.

5. The university of colorado is located in boulder, colorado.

6. On april 20, 2001, the university of colorado celebrated its 125th birthday.

7. The town of klamath falls, oregon, is home to klamath community college and the oregon institute of technology.

8. Many cities, including san francisco, denver, and dallas, have community colleges.

Circles and Boxes

Rule
5

Circle all the proper nouns in the sentences. Then cross out the first letter of each proper noun and replace it with a capital letter. Finally, draw a box around all the common nouns.

1. My grandmother, ruth heffelfinger, has been living for over eighty years.
2. She lives in auburn, indiana.
3. Her birthday is in october.
4. Grandma ruth likes to visit warm places in the winter.
5. Sometimes she goes to florida.
6. Sometimes she visits my aunt mary in texas.
7. My grandmother lived on a large farm in indiana for many years.
8. Now she lives at the westside trailer park.
9. Her home is actually located on ruth street!
10. Her son, david, lives in the same park on peterson street.

Rule 6

Singular nouns name one person, place, thing, or idea.
 Plural nouns name more than one person, place, thing, or idea.

- To make the plural of most nouns, add **s**. *tables coats apples*
- If a noun ends in *s, sh, ch, x, or z*, add **es**. *foxes dishes peaches*
- If a noun ends in a consonant followed by a *y*, change **y** to **i** and add **es**. *bunnies cherries puppies*
- If a noun ends in *f* or *fe*,
 add **s** to some; *chiefs beliefs*
 change **f** to **v** and add **es** to others. *loaves leaves*
- Some nouns do not change when they become plural.
- Some nouns have special plural forms. We call these **irregular** plurals.

singular	plural
child	children
goose	geese
mouse	mice
tooth	teeth
ox	oxen

Singular & Plural Nouns

Name _____

Plural Nouns

Rule
6

Complete these paragraphs using the plural forms of the missing words.

One hot summer morning, Ali and Giorgio met to pick _____
berry
in a nearby field. They climbed over the three _____
fence
between
Ali's house and the berry field.

“How many _____
box
do you think we can fill?” asked Giorgio.

“We should be able to fill seven or eight,” answered Ali. The _____
boy
set to work, brushing aside the _____
bee
and _____
fly
that were buzzing around their _____
head.

After working hard for two _____
hour
they were covered in dirt
and were purple with berry juice.

“How many _____
pie
can your grandma make from the

berry
we picked?” asked Giorgio.

“I don't know, but I could eat one all by myself right now!” shouted Ali
as the boys hurried home.

Irregular Plural Nouns

**Rule
6**

A Most plural nouns end in *s*, but some nouns have irregular plural forms or do not change at all. Use the correct plural form for each singular noun in the sentences below.

1. All the _____ and _____ got into the lifeboats
(woman) (child)

before the _____.
(man)

2. I saw cats on the farm catch _____ in the barn and

_____ in the pond.
(mouse) (fish)

3. The _____ saw flocks of _____, groups of

_____, and herds of _____ in the forest.
(person) (goose) (moose) (deer)

4. Be sure to wash your _____ and brush your _____
(foot) (tooth)
before you go to bed.

B Write a sentence using the singular form of *farmer* and the plural form of *ox*.

Plural Rules

Rule
6

Write the plural form of the words below on the lines provided. Then state the number of the rule used to find each word's plural form. The first one has been completed for you.

Rules for Creating Plurals

Rule 1: Add **s** to most nouns.

Rule 2: If a noun ends in *s*, *sh*, *ch*, *x*, or *z*, add **es**.

Rule 3: If a noun ends in a consonant followed by a *y*, change **y** to **i** and add **es**.

Rule 4: For some nouns ending in *f* or *fe*, add **s**; for others, change **f** to **v** and add **es**.

Rule 5: Some nouns form irregular plurals or stay the same.

Singular	Plural	Rule
1. cake	<u> <i>cakes</i> </u>	<u> 1 </u>
2. policy	<u> </u>	<u> </u>
3. dish	<u> </u>	<u> </u>
4. party	<u> </u>	<u> </u>
5. key	<u> </u>	<u> </u>
6. series	<u> </u>	<u> </u>
7. calf	<u> </u>	<u> </u>
8. belief	<u> </u>	<u> </u>
9. wish	<u> </u>	<u> </u>
10. patch	<u> </u>	<u> </u>
11. apple	<u> </u>	<u> </u>
12. child	<u> </u>	<u> </u>

Rule 7

A verb is a word in the predicate that tells physical or mental action or a state of being.

- There are three kinds of verbs:

Action verbs tell what the subject is doing.

Jan **mowed** the lawn.
Harold **drives** the school bus.

Linking verbs link a subject to a noun or an adjective that names or describes it.

The **taxi is** yellow with black checks.
That **dinner looks** delicious.



Helping verbs come before the main verb. Helping verbs help state the action or show time.

Kim **has** passed everyone in the race.
Will **had been** practicing all week.
Eggs **are** decorated for Easter.

- The verb in a sentence must agree in number with the subject.

If the subject is singular, the verb must be singular.

Tommy was waiting to kick the ball.

If the subject is plural, the verb must be plural.

All the **girls were happy** to see me.

Verbs

Use Verbs

Rule
7

A Circle the verb in each sentence. Underline any helping verbs.

1. Michelle came to my house for dinner.
2. The horse galloped across the field.
3. Jamal has gone to visit his grandparents in Illinois.
4. They have seen rainbows in the sky many times.
5. Sergio saw a strange animal in his backyard.
6. Mr. and Mrs. Lee have traveled to many countries around the world.
7. Everyone in class went to science camp.
8. The workers have come to paint the house.

B Write a sentence using each of the verbs below both as a linking verb and as a helping verb. The two sentences for **is** have been completed as an example.

is am are was

Chocolate **is** my favorite flavor.

Roberto **is washing** his father's car.

1. _____

2. _____

3. _____

Subject-Verb Agreement

Rule
7

Circle the sentences in which the subject and verb agree. Make an **X** on the sentences that do not agree. Then rewrite each sentence correctly.

1. They were happy to see me.

2. Paul and Abbie was having fun at the fair.

3. The circus monkey were swinging by its tail.

4. The whiskers on my kitten twitches.

5. After the game, the team is going for pizza.

6. They was tired of doing homework every day.

7. Was the choir nervous before the concert?

8. Mom and Dad is excited about their vacation.

Action, Linking, or Helping?

**Rule
7**

Decide whether the underlined verb in each sentence below is an action, a linking, or a helping verb. Write your responses on the lines provided.

Verb Type

1. Americans celebrate many exciting holidays. _____
2. New Year's Day is the first major holiday of the year. _____
3. Valentine's Day is celebrated in February. _____
4. People wear green on St. Patrick's Day. _____
5. Children have hunted for eggs on Easter for centuries. _____
6. May Day is the first day of May. _____
7. England had been celebrating Mother's Day for years before the United States began to do so in 1914. _____
8. Memorial Day was first observed in 1868. _____
9. Fathers are honored on Father's Day. _____
10. July fourth is the birth date of our nation. _____
11. Families watch fireworks on the Fourth of July. _____
12. People dress in costumes on Halloween. _____
13. Turkey is the traditional food of Thanksgiving. _____
14. People like to give and receive presents on Christmas. _____

Rule 8

The tense of a verb tells when an action occurs—
present, past, or future.

- **present**—the action is happening now.

Danny is washing the car for his dad.

- **past**—the action already happened.

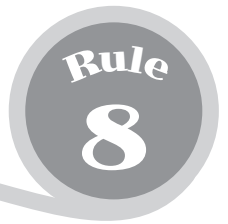
Danny washed the car last week, too.

- **future**—the action is going to happen.

He will wash the car again next week.

Verb Tenses

When Did It Happen?



A Underline the verbs in this paragraph.

Write a **P** over the verb if it happened in the past.

Write **PR** over the verb if it is happening in the present.

Write an **F** over the verb if it will happen in the future.

My sister promised that she will come for the weekend. She called us last night to say she will come this evening. She will arrive about 6:00 p.m. Mom is fixing her favorite dessert as a surprise. We will have a party while she is here.

B Write a short description about what you did after school yesterday and what you plan to do after school today. Remember to use the correct tenses.

Yesterday, Today, or Tomorrow?

It is Saturday morning. Zack is in the middle of a busy three-day weekend. He is so busy, in fact, that he has not done a very good job of describing his weekend below. His sentences are out of order. Still, you can figure out what he did yesterday, what he is doing today, and what he will be doing tomorrow based on the verb tense he used in each sentence.

Write *yesterday* beside the activities Zack did on Friday.

Write *today* beside the activities Zack is doing today (Saturday).

Write *tomorrow* beside the activities Zack will be doing on Sunday.

- _____ 1. I will go to church in the morning.
- _____ 2. The teachers had a meeting, so the students stayed home.
- _____ 3. Mom took the day off work and went to the beach with me because there was no school.
- _____ 4. After church, Allen and Eric will come home with me.
- _____ 5. The first thing Allen, Eric, and I will do is grab a quick lunch.
- _____ 6. Drew, Brooke, and I are at the fair.
- _____ 7. After lunch, I will play basketball with Allen and Eric.
- _____ 8. Brooke is petting the sheep in the sheep barn.
- _____ 9. I am sitting on a bench waiting for Drew to get off a roller coaster.
- _____ 10. The sunset at the beach was beautiful.
- _____ 11. Allen and Eric will eat dinner with me before they go home.
- _____ 12. We took a picnic lunch and dinner to the beach and stayed all day.
- _____ 13. Allen, Eric, and I will probably grill hamburgers outside for dinner.
- _____ 14. Drew is still on the roller coaster.
- _____ 15. Mom swam in the ocean, but it was too cold for me!

Correct Tense

Rule
8

Circle the correct verb tense in each sentence.

1. Roman's grandpa (graduates graduated) from college in 1964.
2. For ten years after that, he (worked will work) for an architectural firm.
3. Then, he (opens opened) a firm of his own.
4. Now, young college graduates (work worked) for Roman's grandpa.
5. One of his best employees (will open opened) a firm of his own next week.
6. Roman's grandpa (was will be) proud to attend the new firm's grand opening.
7. Jordan's sister, Nellie, (is will be) older than Jordan.
8. Tomorrow, Nellie (will turn turned) sixteen.
9. She (got will get) her driver's license on her birthday.
10. Then, she (will drive drove) Jordan to baseball practice.
11. Last week, Jordan's mom (drives drove) Jordan to practice.
12. Jordan's mom (is will be) glad when Nellie gets her license.
13. Tiffany (practices practiced) playing her flute for one hour last night.
14. She (is will be) practicing again right now.
15. If she continues to practice, she (was will become) a very good player.

Rule 9

Endings are added to verbs to change the tense.

Present

- add **s** to most verbs* *swings*
- add **ing** and use a present tense helping verb *is swinging*
- verbs ending in *s, ch, sh, x, or z*—add **es** *catches*
- verbs ending in *y*—change **y** to **i** and add **es** *cries*

Past

- add **ed** to most verbs *worked*
- add **ing** and use a past tense helping verb *was working*
- verbs ending in a single vowel and consonant—
double the final consonant and add **ed** *skipped*
- verbs ending in *e*—drop the **e** and add **ed** *placed*
- verbs ending in *y*—change **y** to **i** and add **ed** *carried*

Future

- use the main verb with **will** or **shall** *will dance*
shall come

*See Notes to the Teacher on page 103 for additional information.

Forming Verb Tenses

Change the Verb Tense



Write a sentence using each of these verbs in the tense given.

1. _____

(visit—past tense)

2. _____

(catch—future tense)

3. _____

(buzz—present tense)

4. _____

(hurry—past tense)

5. _____

(reach—past tense)

6. _____

(cry—past tense)

7. _____

(make—future tense)

8. _____

(laugh—present tense)

9. _____

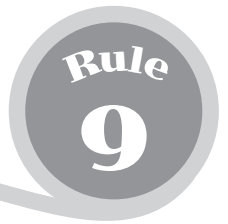
(run—future tense)

10. _____

(stop—past tense)

Name _____

Past, Present, Future



The paragraph below tells what Darcy plans to do while on vacation next month. Imagine that next month is here. Rewrite the paragraph in the present tense. Then imagine that Darcy's vacation has ended. Rewrite the paragraph in past tense.

Darcy will have a great time when she goes on vacation next month. She will visit Florida. She will stay at an oceanfront hotel. She will swim every day. She will go sailing. She will go fishing. She will make sand castles along the beach. She will play hard each day and sleep hard each night!

Present Tense:

Past Tense:

Complete the Story

Rule
9

Complete the story by filling in each blank with the given verb in the tense requested. When you have finished, read the story again and circle all the irregular verbs you wrote in the blanks.

Keiko was an orca whale who _____ famous for his role
(become—past tense)

in the movie *Free Willy*. At the end of the movie, Keiko's character Willy
_____ set free. However, the real Keiko _____ captive.
(is—past tense) (remain—past tense)

For years, he was _____ in an aquarium much too small for
(keep—past tense)

his size. As a result, Keiko _____ signs of illness. The concern of
(show—past tense)

children who _____ *Free Willy* _____ animal
(watch—past tense) (encourage—past tense)

lovers to try to free Keiko as Willy had been _____.
(free—past tense)

Their efforts _____ successful, and Keiko was set free in the
(are—past tense)

waters off Iceland where he _____ born. Keiko _____
(is—past tense) (swim—past tense)

870 miles to Taknes Bay, Norway. Keepers _____ him there, but
(feed—past tense)

Keiko _____ free to roam. Keiko _____
(is—past tense) (catch—past tense)

pneumonia and _____ at the age of 27.
(die—past tense)

Rule 10

Some verbs do not follow a set rule to form the past tense. These verbs are called irregular verbs.

Present	Past
<i>eat</i>	<i>ate</i>
<i>write</i>	<i>wrote</i>
<i>bring</i>	<i>brought</i>
<i>buy</i>	<i>bought</i>
<i>give</i>	<i>gave</i>
<i>sing</i>	<i>sang</i>
<i>know</i>	<i>knew</i>
<i>say</i>	<i>said</i>
<i>swim</i>	<i>swam</i>
<i>see</i>	<i>saw</i>
<i>have</i>	<i>had</i>
<i>do</i>	<i>did</i>
<i>come</i>	<i>came</i>

Irregular Verbs

Irregular Verbs

Rule
10

A Write the past tense of these verbs. Check in a dictionary if you are unsure.

present	past	present	past
Today I...	Yesterday I...	Today I...	Yesterday I...
1. begin	_____	8. eat	_____
2. grow	_____	9. know	_____
3. run	_____	10. drink	_____
4. throw	_____	11. write	_____
5. think	_____	12. swing	_____
6. make	_____	13. go	_____
7. choose	_____	14. freeze	_____

B Fill in the correct past tense verbs in these sentences.

1. My brother _____ all of the cookies and _____ all of the milk.
2. The poet _____ an exciting poem about thunderstorms.
3. She _____ at the baseball and hit a home run.
4. Last winter, many of our young plants _____ and died.
5. When I _____ the salad, I used vegetables that _____ in my garden.
6. We _____ that the trail _____ here at the pond.
7. The startled deer _____ across the broad meadow.
8. Our team _____ the name "Thunderbirds."

Correct Past Tense Errors

Rule
10

Some of the past tense verbs in the paragraphs below are written incorrectly. Draw a line through each incorrect verb, and then write the correct verb above it. The first one has been completed for you as an example.

Hakeem and Reggie are best friends. Hakeem has ^{known}~~knowed~~ Reggie all his life. They goed to elementary school together. They goed to high school together. They taked all the same classes and played all the same sports in the spring and fall. In the summer, they swimmmed together in the creek behind Hakeem's house.

When they growed up, Hakeem and Reggie buyed houses on the same street. Then they married two sisters from another town and bringed them to Bailey, where they lived. Hakeem singed a song at Reggie's wedding. Reggie readed a poem at Hakeem's wedding.

The two men worked together at the same factory for fifty years. They seed other men come and go, but Hakeem and Reggie kepted right on working together. When they finally retired, their wives gived the best friends a big party.

Name _____

Write It Right

Rule
10

Write the past tense form of each verb in parentheses.

Mrs. Heffelfinger _____ fifth grade for many years. She
(teach)
_____ teaching school. She always _____ learning fun.
(love) (make)
Her students _____ their own songs when they _____
(write) (learn)
about poetry. They _____ cool experiments when they
(do)
_____ science. When Mrs. Heffelfinger was ready to retire, everyone
(study)
who knew her _____ to her party. Some people _____
(come) (bring)
flowers and gifts. All of them _____ Mrs. Heffelfinger for being such
(thank)
a fine teacher. Mrs. Heffelfinger _____ at all the people she had
(look)
_____, young and old. Suddenly, she _____ to give
(teach) (decide)
teaching just one more year!

Rule 11

There are several types of pronouns.

- **Subject pronouns** replace a noun used as the subject of the sentence.

I you he she it we they

***They** have moved to Arizona.*

***She** and **I** were partners for the three-legged race.*

***You** and **he** can help by passing out the art supplies.*

- **Object pronouns** replace a noun used after an action verb or a preposition (*to, of, in, on, with, etc.*).

me you him her it us them

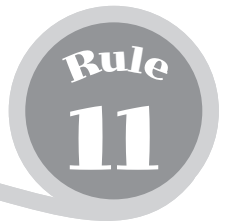
*The coach chose **her** to anchor the relay team.*

*One of **you** is the winner.*

*After reading Jamie's cartoon, I passed **it** to **him**.*

Types of Pronouns

Substitute a Pronoun



Rewrite the sentences, replacing each word or words in bold with a pronoun.

1. **Jenny and Julie** are cousins.

2. Julie likes **Julie's** cousin Jenny.

3. **The girls** play tennis together.

4. **Jenny and Julie** like to play **tennis**.

5. When a ball goes over the fence, one of the girls has to go get **the ball**.

6. Sometimes, Tim and Ted play tennis with **Jenny and Julie**.

7. **Tim and Ted** play on one team.

8. Jenny and Julie play against **Tim and Ted**.

9. Jenny and Julie don't always win, but **Jenny and Julie** always have fun.

Place the Pronouns

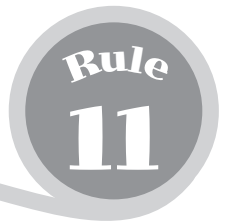
**Rule
11**

Use a pronoun from the box to complete each sentence.

them we my our ourselves his her she us he everyone they

1. _____ teacher's name is Miss Pickle.
2. _____ is an excellent teacher with a great sense of humor.
3. We have twenty-two kids in _____ class.
4. Every single one of _____ likes Miss Pickle.
5. We all enjoy _____ on Friday afternoons when Miss Pickle leads the "Laugh Out Loud Hour."
6. _____ is challenged to tell a joke.
7. Mark always tells _____ joke first.
8. _____ is always afraid he will forget the joke if he has to wait until the end.
9. Karen always tells _____ joke last.
10. _____ are our two best comedians.
11. Miss Pickle likes it when we tell jokes. She says telling _____ in front of the class helps us become better speakers.
12. _____ all just know it is a lot of fun!

What Kind of Pronoun Is It?



A Underline the pronouns in the sentences below. Write the type of pronoun (*subject* or *object*) on the line.

Joey and I went to the mall.

subject pronoun

1. We bought ice-cream cones for a snack.
2. Mom took Kim and me to the movies.
3. Uncle Fred bought us a big pizza.
4. Mark and I asked for new skates.
5. The nurse gave me a bandage yesterday.
6. They jogged three miles every day for a month.

B 1. Write a sentence using a subject pronoun.

2. Write a sentence using an object pronoun.

Rule 12

The antecedent of a pronoun is the noun or nouns to which the pronoun refers.

After Tanya finished ^{pronoun} her homework, ^{pronoun} she went outside to play.
antecedent

- The antecedent doesn't have to be in the same sentence as the pronoun.

I must hurry home to feed my puppy. ^{pronoun} He will be hungry.
antecedent

- A pronoun must agree with the antecedent in both gender and number.

<p>Correct:</p> <p><i>Maggie</i> picked up her backpack. <i>She</i> put it over her shoulder.</p>	<p>Incorrect:</p> <p><i>Maggie</i> picked up her backpack. <i>He</i> put them over her shoulder.</p>
--	---

Pronouns & Antecedents

Pronouns and Antecedents

Rule
12

Circle the pronouns in these sentences. Draw a line from each pronoun to its antecedent.

- 1.** Terri cut flowers from her garden, and then she placed them in a vase.
- 2.** Maggie claimed she was too busy to do her homework last night.
- 3.** Mario and Lee went to the aquarium. They wanted to see the new exhibit.
- 4.** After Jamal and Tamara cleaned the garage, Mr. Tan gave them five dollars.
- 5.** The farmer harvested corn. He sold it for cattle feed.
- 6.** Antonio was too big for his old bike, so he sold it at the flea market.
- 7.** My cousin Jeff and I were the first in line because we were hungry.
- 8.** The children ate after they served the adults.

Write the Right Word

**Rule
12**

A Fill in the blank in each sentence with a noun or a pronoun. Circle the word that names the word you wrote.

1. James picked up his books and carried _____ home. **pronoun** **antecedent**
2. The two _____ barked when they saw their owner. **pronoun** **antecedent**
3. Mr. Ramirez flew to Hawai`i; _____ went there for a vacation. **pronoun** **antecedent**
4. An _____ zoomed overhead. It made a deafening roar. **pronoun** **antecedent**
5. Suzie and Mina are best friends. _____ do everything together. **pronoun** **antecedent**

B Write two sentences. Each sentence must have a pronoun and an antecedent.

1. _____

2. _____

Rule 13

Possessive nouns need an apostrophe.
 Possessive pronouns do not need an apostrophe.

- To make a **singular** noun show ownership, add an apostrophe (') and **s**.
 - the cat's bell*
 - the cowboy's hat*
 - James's bicycle*

- To make the possessive of a **plural** noun that ends in **s**, add an apostrophe (').
 - the boys' team*
 - the soldiers' camp*
 - the puppies' leashes*

- To make the possessive of a **plural** noun that does not end in **s**, add an apostrophe (') and **s**.
 - the men's jackets*
 - the mice's holes*
 - the children's toys*

- When several people share a possession, add apostrophe (') **s** to the last noun.
 - Mary, Kate, and Bill's family*
 - Frederick and Marta's home*

- **Possessive pronouns** do not require an apostrophe.

Used before a noun—my your his her our their

***our** lunches **my** first bicycle **his** favorite show*

Stand alone—mine yours his hers its ours theirs

*This blue pen is **mine**. Is the red one **yours**? No, it is **hers**.*

Possessive Nouns & Pronouns

It Belongs to Me

Rule
13

A Underline the possessive words in these sentences. (Don't forget about possessive pronouns.) Add apostrophes where they are needed to show ownership.

My sister tore the book's pages.

1. The suns rays warmed the lakes surface.
2. The childrens rain boots were stored in the teachers closet.
3. Tom carried his books home from school in his brothers backpack.
4. We spent our summer vacation at our grandparents farm.
5. Avi put his books on the librarians desk.
6. Three boys bikes were left in the middle of the street.
7. Our classs schedule will change next semester.
8. The womens lunches all cost the same amount.

B 1. Write a sentence containing a possessive form that uses 's.

2. Write a sentence containing a possessive form that uses s'.

3. Write a sentence containing a possessive form that doesn't need an apostrophe.

Plural or Possessive?

**Rule
13**

Decide whether the underlined word in each sentence is plural or possessive. Circle your response. Add apostrophes where necessary. Some words may be both plural and possessive.

1. Toren and Daylela are friends. plural possessive
2. Yesterday, Toren and Daylela were riding bikes. plural possessive
3. One bikes tire became flat. plural possessive
4. Both friends decided to walk their bikes home. plural possessive
5. Dogs owners sometimes buy their pets things. plural possessive
6. Dogs may have toys, beds, and even clothes. plural possessive
7. Many pet owners buy their dogs chew toys. plural possessive
8. Dogs appreciate a chew toys taste, smell, and feel. plural possessive
9. Lola earns five dollars a week for her allowance. plural possessive
10. Most weeks she buys fifty cents worth of candy. plural possessive
11. Some weeks she buys a pencil or an eraser with her money. plural possessive
12. She saves the rest of her allowance. She is waiting for a sale, so she can get her moneys worth on a new soccer ball. plural possessive

Place Plurals and Possessives

**Rule
13**

Properly place the plural nouns and singular and plural possessives in the sentences.

lady's ladies'

1. The _____ purse was so full that she couldn't find her wallet inside.
2. The _____ cookies were judged to be better than the men's.

year's years'

3. This _____ carnival was better than ever.
4. My parents have two _____ vacation saved up for their world tour.

sister's sisters'

5. My three _____ bedroom is always a mess.
6. My _____ best friend is my best friend, too.

crowds crowd's

7. Everyone at the game could feel the _____ energy.
8. _____ of people gathered outside Ken's hospital room to visit him.

countries countries'

9. Thirteen _____ became members of the trade organization.
10. The participating _____ commitment to fair trade was important.

boy's boys'

11. The _____ balloon escaped from his hands and flew into the air.
12. The _____ decision to work together made them an unbeatable team.

Rule 14

Adjectives describe nouns or pronouns.

- An **adjective** can tell which one, what kind, how many, or whose.

which one what kind
*Did you see **that** **large spotted** cow?*

how many what kind
***Three** **white** swans swam in the lake.*

how many what kind whose
*She put **several** **purple** flowers in **her** vase.*

- **Demonstrative adjectives** point out a specific person, place, or thing.

***This** book belongs to me.*

*I checked out **that** book from the library.*

***These** girls are my friends.*

*I don't know **those** people.*

Adjectives

Name _____

Adjectives

Rule
14

A Fill in the missing adjectives to tell what kind, how many, and whose.

1. _____ birds were searching for

(how many)

(what kind)

_____ worms to eat.

(what kind)

2. _____ trucks travel along

(how many)

(what kind)

the _____ highway.

(what kind)

3. The _____ boy is hurrying along the _____ sidewalk

(what kind)

(what kind)

to buy _____ apples

(how many)

(what kind)

(what kind)

for _____ snack.

(whose)

B Write a sentence about a man and his pets, using adjectives to describe how many and what kind. Then underline the adjectives.

Demonstrative Adjectives



A Fill in each blank with the correct demonstrative adjective.

this that these those

1. Who are _____ people standing by the fence?
2. Why is _____ dog digging in our backyard?
3. _____ slice of pie is delicious!
4. Mrs. Davis lives in _____ old green house on First Street.
5. Will you help me put _____ toys away right now?
6. _____ is the hardest homework I've had all year!

B Write a sentence using each of the demonstrative adjectives above.

1. _____

2. _____

3. _____

4. _____

Name _____

Locate the Adjectives

Rule
14

Circle all the adjectives in the paragraph.

P. T. Barnum has been called the “Greatest Showman on Earth.” Before forming his famous circus, Barnum entertained in other ways. He charged curious people money to listen to the rambling stories of an old woman. He claimed the chatty lady was the former nanny of George Washington. He opened a fascinating museum that housed strange exhibits and showcased performers doing incredible feats. When his bizarre museum burned down, P. T. Barnum went on the road with his interesting curiosities. The Barnum Circus was born.

Rule 15

Adjectives can make comparisons.

- **Comparative**—Most adjectives add **er** to compare two nouns. Some adjectives with two or more syllables use **more** or **less**.

*Snakes are usually **longer** than worms.*

*Margo was **more graceful** than her sister.*

- **Superlative**—Most adjectives add **est** to compare three or more nouns. Some adjectives with two or more syllables use **most** or **least**.

*That car is the **noisiest** vehicle on the block.*

*Steve was the **most excited** player at the awards ceremony.*

Comparative & Superlative Adjectives

Find Comparisons

**Rule
15**

Read the paragraphs below. Write a **C** above all comparative adjectives.
Write an **S** above all superlative adjectives.

Jesse Owens was one of the greatest athletes this world has ever seen. His performance in track-and-field events left his fans most excited. In the 1935–1936 season, there were no faster runners or higher jumpers to be found. Jesse Owens broke three world records that year. For many of his competitors in the 1936 Olympics, Jesse Owens was the most feared. They were right to think Jesse Owens was the best athlete. He came away from the games with four gold medals!

The Colorado Rockies can experience the most abrupt weather changes. The hottest and driest summer day can be followed by a cold evening of snow. Thunderstorms, with thunder louder than an explosion, can appear quite suddenly. The heaviest rain shower can yield to the brightest rays of sunlight and the prettiest rainbow in minutes. Residents of the Rockies are always ready for the best and the worst weather conditions!

Make Comparisons

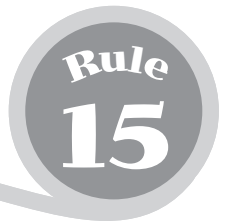
**Rule
15**

Write the correct adjective in each sentence. Add **er**, **est**, **more**, or **most**. When you are finished, go back and write a **C** over every comparative adjective and an **S** over every superlative adjective. Remember that comparative adjectives compare two nouns, and superlative adjectives compare three or more nouns.

1. Mark is _____ than Steve.
(tall)
2. That is the _____ story I've ever heard!
(funny)
3. Lee was the _____ person at camp.
(homesick)
4. The mall is the _____ place in town every Saturday afternoon.
(busy)
5. My grandfather is the _____ person I know.
(kind)
6. It is _____ in the house than in the garage.
(warm)
7. You need to be _____ when you play with a baby
(careful)
than with someone your own age.
8. Mrs. Gee is the _____ person in town.
(old)

Name _____

Write with Comparisons



Use the following adjectives in sentences of your own.

happy happier happiest

1. _____

2. _____

3. _____

fascinating more fascinating most fascinating

4. _____

5. _____

6. _____

quiet quieter quietest

7. _____

8. _____

9. _____

Rule 16

An adverb is a word that describes a verb, an adjective, or another adverb.

Adverbs can tell:

how:	<i>The baby cried loudly.</i>
when:	<i>We hope he will stop soon.</i>
where:	<i>He set his hat there.</i>
to what extent:	<i>He really wants his bottle.</i>

Adverbs can be used to make comparisons. They are changed in several ways:

- Add **er** or **est** to most short adverbs.

deep: *The giant squid lives **deep** in the sea.*
 deeper: *The otter dove **deeper** on its second dive.*
 deepest: *Terri dove the **deepest** of all the scuba divers.*

hard: *Ms. Murphy works **hard** to make the library an interesting place.*
 harder: *She must work **harder** if people put the books on the shelves incorrectly.*
 hardest: *She works the **hardest** of all the library staff.*

- Use **more** or **most** with most adverbs of two or more syllables and adverbs that end in **ly**.

*carefully **more** carefully **most** carefully*
*often **more** often **most** often*

- Some adverbs have special forms of comparison.

well better best
badly worse worst

Adverbs

Use Adverbs



A What does each bold adverb tell? Write **how**, **when**, **where**, or **to what extent** after each adverb.

1. The class sat **quietly**. _____
2. We looked **everywhere**. _____
3. Many people arrived **late**. _____
4. You seem **very** happy. _____
5. I waited **patiently**. _____
6. The children laughed **happily**. _____
7. He is **always** helpful. _____
8. The package arrived **yesterday**. _____
9. I walked home **slowly**. _____
10. Stay **here** until I call you. _____

- B**
1. Write a sentence using an adverb that tells “how.”

 2. Write a sentence using an adverb that tells “when.”

 3. Write a sentence using an adverb that tells “where.”

 4. Write a sentence using an adverb that tells “to what extent.”

Make Comparisons

**Rule
16**

Fill in the correct adverb in each of these sentences.

1. soon sooner soonest

The guests will be arriving _____.

Which guest will arrive _____?

Carly and Sheila arrived _____ than the other party guests.

2. loudly louder loudest

King was the zoo lion that growled the _____.

That lion growled _____ than the smallest one.

The lion growled _____.

3. quickly more quickly most quickly

A cheetah runs the _____ of all cats.

My cat runs _____.

That leopard runs _____ than my cat.

4. well better best

Tonya draws _____.

Carl draws _____ than Tonya.

Pablo draws the _____ of anyone in our class.

Evaluate Adverbs

Rule
16

In each sentence, one adverb is underlined. Circle the word each underlined adverb describes. On the line provided, tell whether the circled word is a verb, an adjective, or another adverb. The first one has been completed for you as an example.

1. The dog barked loudly. verb
2. The movie will begin almost immediately. _____
3. The usually happy Sam seemed sad today. _____
4. Kevin runs faster than anyone in his class. _____
5. I attended a birthday party today. _____
6. My friend Allen sits here. _____
7. That was an incredibly funny movie. _____
8. Kayla works really hard for her good grades. _____
9. Tim constantly sketches in his notebook. _____
10. Jimmy dances gracefully. _____
11. We skied down a dangerously steep hill. _____
12. A surgeon must work extremely carefully. _____

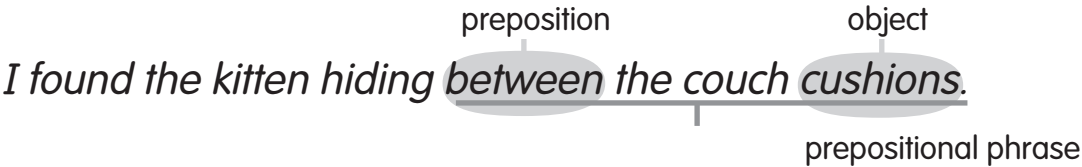
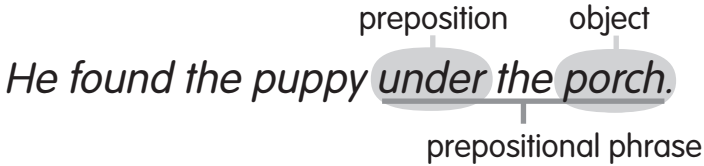
Rule 17

Prepositions and prepositional phrases relate a noun or pronoun to another word in the sentence.

- A **preposition** is used to show the relationship of a noun or pronoun to another word in the sentence. Here are some common prepositions:

about above after around at behind
below beside between down during for
from in inside off on over
through to toward under upon with

- A **prepositional phrase** is made up of a preposition, its object, and all the words in between. The object of the preposition is the noun or pronoun that follows the preposition.



Prepositions

Prepositions

A Fill in the missing prepositions in the sentences below.

under	around	beside
with	for	on
of	from	during

1. The doctor stood _____ the patient's bed.
2. Water flowed _____ the covered bridge.
3. Marcos went swimming _____ his best friend.
4. The hailstones pounded the roof _____ the storm.
5. Kelly took the largest slice _____ pepperoni pizza.
6. Mr. Winslow takes messages _____ his boss.
7. The little children raced _____ the playground.
8. Did you get the letter _____ your pen pal?
9. Don't forget to put a stamp _____ that envelope.

B On a sheet of lined paper, write a paragraph about children at a playground. When you are finished, circle all of the prepositions you used.

Prepositional Phrases

Rule
17

Write a sentence using each of the following prepositional phrases. After writing your sentences, do the following:

- circle the preposition in each sentence
- write an **O** over the object of the preposition

I found my library book under my ^Obed.

1. under the table

2. after the game

3. to the store

4. of the book

5. from Uncle Jim

6. around the room

Locate Prepositional Phrases

Underline the prepositional phrases in the story. Remember that prepositional phrases begin with words such as *in*, *on*, *for*, *at*, *from*, etc. Then circle the object of each prepositional phrase.

Elias Howe invented the sewing machine in 1845. He thought homemakers around America would buy his machine. But homemakers did not have enough money for his machine. He tried selling the sewing machine to clothing manufacturers. They were not interested in Howe's invention, either.

Elias Howe set sail for Europe, hoping there would be interest in his idea there. But the consumers showed little interest in the sewing machine. Having no money for a return trip, Howe pawned his machine and his patent.

In the meantime, a few companies in America had begun manufacturing sewing machines. Howe borrowed money and bought back his machine and patent from the pawnshop. He proved in court that the idea for the sewing machine was his. Eventually, Elias Howe earned more than two million dollars from his invention.

Rule 18

Words in a series and equal adjectives need commas to separate them.

- to separate three or more words or phrases in a series.

Do you want peas, carrots, or corn for dinner?

Xavier put his old hiking books, a flannel shirt, and some extra socks in his backpack.

- to separate two or more adjectives that **equally** modify the same noun.*

Use a comma:

Karen always asks interesting, intelligent questions.

The noisy, enthusiastic crowd rooted for their team.

Don't use a comma:

Five little chicks were pecking for bugs.

Light blue flowers swayed in the breeze.

*See Notes to the Teacher on page 103 for additional information.

Place Commas Properly

Rule
18

Some of the sentences below require commas to separate words in a series or to separate two equally modifying adjectives. Place the commas correctly. Some sentences will require no commas.

- 1.** People use the Internet to conduct business complete research go shopping and talk with others.
- 2.** The Internet is useful because of its speed and convenience.
- 3.** Shopping from home is quick easy and enjoyable.
- 4.** Tired busy consumers can buy birthday gifts without leaving their living rooms.
- 5.** Business managers can send memos receive important papers and conduct meetings over the Internet.
- 6.** Contracts property titles and funds can all “change hands” over the Internet.
- 7.** Friends and relatives can stay in contact with each other through e-mail.
- 8.** Chatrooms connect people with common interests and similar ideas.
- 9.** Strangers share thoughts research and opinions.
- 10.** The Internet has made the world a smaller friendlier place.

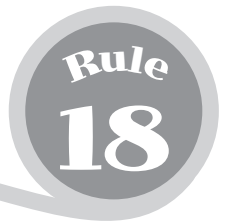
Comma Corrections

Rule
18

Add commas where needed in the sentences below.

1. Pounding rain and rushing wind will weather rocks.
 2. Weathered rocks crumble crack and break.
 3. The cracked and crumbled pieces of rock eventually become part of the soil.
 4. Fast powerful streams carry weathered pieces of rock to new places.
 5. Pieces of weathered rock can end up at the bottom of a riverbed at the foot of a mountain or even on the ocean floor.
-
6. The atmosphere is made up of nitrogen oxygen and small amounts of other gases.
 7. The atmosphere is polluted by factory smoke car exhaust and volcano dust.
 8. Things you do every day also pollute the air.
 9. Warm cozy fires in your fireplace pollute the air.
 10. Hot crackling campfires pollute the air.
 11. Even fragrant sweet-smelling perfumes may pollute the air.

Write Series and Adjectives



A Write sentences containing the words or phrases given. Use commas where needed.

1. beautiful landscapes historic sites an amusement park

2. caught the ball ran twenty yards made the touchdown

3. yards vegetable gardens flower patches

4. birthdays anniversaries weddings

B Write sentences in which the two given adjectives are side by side. Use commas where needed.

1. bright blue

2. strong determined

Rule 19

A comma is used after introductory words and to set off the name of a person being spoken to.*

- after **introductory words** such as **yes, no,** and **well** at the beginning of a sentence.

Well, can you do it for me now?

Yes, my party is tomorrow after school.

No, I have not seen that movie.

- to set off the name of a person being spoken to.

Tanisha, how are you?

I can see, Hank, that you are studying hard.

I've never heard you play so brilliantly, Alberto.

*See Notes to the Teacher on page 104 for additional information.

Comma Usage

Commas



A Add commas to these sentences about Carl and Jay.

1. Carl will you help me with my homework after school?
2. No not today. I have to go out of town with my parents.
3. Well do you think you can help me on Saturday?
4. No I'll still be gone. I can help you on Monday Jay if that's not too late.
5. Yes that will be okay. I don't have to turn in the assignment until Tuesday.
6. Okay Carl I'll see you when I get back.

B Complete these sentences, using commas in the correct places.

1. Yes _____
2. Well _____
3. Mr. Martinez _____

4. No _____

5. _____
_____ Francesca.

Comma Questions

**Rule
19**

Answer the following questions in complete sentences, using one of the introductory words given. Add commas where needed.

1. Do you like math class?

Yes _____

No _____

2. Do you consider chocolate or vanilla your favorite ice-cream flavor?

Well _____

3. What would you say upon meeting the president of the United States?

Mr. President _____

4. Have you ever flown in an airplane?

Yes _____

No _____

5. Tell your mom one thing about your school day.

Mom _____

6. If you were invited to go bungee jumping, what would you say?

Okay _____

No _____

In Other Words

Rule
19

Rewrite the following sentences twice. The first time, move the name to the middle of the sentence. The second time, move the name to the end of the sentence. Remember to place commas where needed. The first one has been completed for you as an example.

- 1.** Kerry, please take out the garbage.

Please, Kerry, take out the garbage.

Please take out the garbage, Kerry.

- 2.** Kim, I noticed that you haven't studied for your history test yet.

- 3.** Well, Lisa, I heard that you kicked the final goal in yesterday's soccer game.

- 4.** Joe, never before have I seen you work so hard in the yard!

- 5.** Mr. Brown, I will try to get the assignment turned in on time.

Rule 20

Commas and colons are used in specific instances.

Commas are used

- between the day of the month and the year.*

May 23, 2009 July 4, 1776

- between the name of a city and the state, province, or country.*

Paris, France Salem, Oregon Ottawa, Ontario

- after the greeting and closing in a friendly letter.

Dear Aunt Mary, Love,

Colons are used

- to separate the hour and minutes in time.

6:45 10:00

- after the greeting in a business letter.

Dear Mr. Smith:

- before writing a list.

Buy these at the store:

*milk
bread
bananas*

*See Notes to the Teacher on page 104 for additional information.

Use Commas

**Rule
20**

A Add commas to this friendly letter.

154 Elm Street
Fresno CA
July 16 2009

Dear Grandfather

I went to a soccer game with Leon Margo and Mel last Saturday. We had a great time. We got up while it was still dark outside to get an early start. Mom drove all the way to Reno Nevada.

It took us five hours to get there. We stopped once to use the bathroom stretch our legs and eat some lunch. We had a great time, even though our team lost.

The trip home sure was exciting! We had a flat tire Mel got carsick and we got lost. That was my fault. I had the map upside down!

I hope you and Grandma come for a visit soon.

Love

Sally

B On a sheet of lined paper, write a friendly letter to someone you like. Don't forget the commas.

Name _____

Use Colons



Add colons to this business letter.

225 Washington Avenue
Fresno, CA 93650
February 3, 2009

Mr. C. R. Smith
J. S. Kelly Toy Company
120 West Harding Street
Memphis, TN 36231

Dear Mr. Smith

I am looking forward to our 4 30 meeting on March 20. Please bring the following items with you

model of the toy
blueprint of the design
estimate of costs for production

The meeting should take no more than two hours. Will you be able to stay and join our family for dinner? We usually eat around 7 00.

Sincerely,

A handwritten signature in cursive script that reads "Joseph Kelly".

Joseph Kelly

Comma or Colon?



Fill in each blank below with either a comma or a colon.

- 1.** I was born on May 14___ 1998.
- 2.** Ted will arrive at your house at 3___00 P.M.
- 3.** Carol lives in Bailey___ Colorado.
- 4.** Dear Grandma Bonnie___
Please come to my birthday party.
Love___
Timmy
- 5.** Dear Mr. Baker___
Thank you for the job offer.
Sincerely___
Roman A. Miller
- 6.** Please bring the following gear on the camping trip___
tent
backpack
sleeping bag

**Rule
21**

Commas set apart an appositive (a word or phrase that renames the noun or pronoun before it) from the rest of the sentence.

My dentist, Dr. Williamson, is always gentle.

Uncle Joe, the race car driver, is going to take us for a ride.

The woman standing up is Maria Garcia, the well-known dog trainer.

The world's two tallest mountains, Mount Everest and K2, are located in Asia.

Comma Usage

Set Apart Appositives

Rule
21

Set apart the appositives in these sentences by adding commas where needed.

- 1.** My band teacher Ms. Godsey taught me how to play three instruments.
- 2.** The trumpet my favorite instrument is hard to play.
- 3.** Our town's volunteer firefighters Kevin and Rena are husband and wife.
- 4.** Our school Jackson Street Elementary is one of three elementary schools in the city.
- 5.** The woman who gave today's speech was Pandora Seaton a successful business owner.
- 6.** Kent Twitchell a renowned mural painter will give next month's speech.
- 7.** *Where the Sidewalk Ends* the Shel Silverstein book contains some of my favorite poems.
- 8.** Cinco de Mayo an exciting Mexican holiday takes place on the fifth of May.
- 9.** Summer the hottest season of the year is just around the corner.
- 10.** The best restaurant in town is Wu Lee's the Chinese place.

Locate Appositives

Circle the appositives in the paragraphs below.

My teacher, Miss Smith, likes to sing. Each morning, we begin our day with a song. One of our favorites is “Good Morning, Mr. Sun,” a cheerful, snappy tune. Taisha, my good friend, has the best voice in our class. On some mornings, instead of the whole class saying the Pledge of Allegiance, Taisha sings “The Star-Spangled Banner,” our national anthem. We also often end the day with a song. Our last song of the day is usually “See You Tomorrow,” a good-bye song.

When a rash appeared on my arms, I went to see Dr. Nelson, my physician. Dr. Nelson said I had contracted itchy armitis, a rare disease. As always, Dr. Nelson was joking with me. My rash was actually an allergic reaction to strawberries, one of my favorite foods. My funny doctor, Dr. Nelson, told me the rash should disappear by the next day, Saturday.

Personal Appositives

**Rule
21**

In each sentence below, add an appositive or the noun the appositive names. Use facts from your own life. The first one has been completed as an example.

1. My mom, Doris Cooksey, is a great cook.
2. My teacher, _____, assigns too much homework.
3. I would like to meet _____, the main character in my favorite movie.
4. The song I like to hear on the radio is “_____,” my favorite song.
5. _____, one of my favorite relatives, lives in _____.
6. I love _____, the greatest holiday of the year.
7. One of my friends, _____, is really good at _____.
8. A book I recently read, _____, was written by _____.
9. I often play a game, _____, with my friends at recess.
10. _____, a restaurant I love, serves _____ food.

Rule 22

A direct quotation has specific rules of punctuation and capitalization.

- A **quotation** is the exact words a person says or thinks.

A quotation: <i>“Jerome plays forward on the soccer team,” said Carlos.</i>	Not a quotation: <i>Carlos said that Jerome plays forward on the soccer team.</i>
---	---

- **Quotation marks** are placed before and after a speaker’s exact words.

The magician explained, “I will pull a rabbit out of this hat.”
“That was an exciting trick!” exclaimed Margaret.

- Capitalize the first word of each sentence in a quotation.

*Araceli stated, “**S**ome of these crayons are broken.”*
*“**A**re there enough black crayons?” questioned Terrance.*
*“**E**ach of us needs one.”*

- We usually use a comma to separate the quotation from the rest of the sentence.

“I went to the lake last Saturday,” stated Monica.
Monica stated, “I went to the lake last Saturday.”

Quotation Marks

Use Quotation Marks

Add quotation marks to these sentences. Underline the speaker.

1. Please hand me that book, said Ms. Quinn.
2. On the way home from school, Mark asked, Can you spend the weekend at my house?
3. Alice, asked Mr. Washington, what is the answer to the last question?
4. I won't eat liver and brussels sprouts for dinner! shouted Jessie. I want pizza!
5. How long is this race going to last? wondered Otis.
6. Carlos exclaimed, Look at that huge pumpkin!
7. If we work hard, replied Judy, we will earn an excellent grade.
8. Sally, when is your birthday? asked Mrs. Taylor.
9. That was the most exciting book I have ever read! exclaimed Jody.
10. Why are you late? complained Roberto. We are going to miss the bus.

Name _____

What Did They Say?



A Rewrite each sentence, adding quotation marks around each person's exact words. Use capital letters and other punctuation marks where they are needed.

1. lee said i'll get us something to drink

2. do you have a pet cat asked marcus

3. shawna shouted keep away from that broken glass

4. why do i have to do my homework now complained susanne

5. kim said i like to play soccer with my friends

6. michael asked how soon will dinner be ready

7. please tell me the answer to the riddle begged jose

8. chris thought i hope they choose me to be on their team

B On a sheet of lined paper, write a short conversation between Max and his teacher, Ms. Bennet, about tonight's homework.

Quotation or Not?

Rule
22

Some of the following sentences contain direct quotes (the exact words of the speaker). Some of them do not. Add capital letters and quotation marks only where necessary. Some sentences will require no changes.

1. Mrs. Mickey explained that we would be painting in art class today.
2. She said we would need to wear paint smocks.
3. She told us you will not get your clothes messy if you wear a smock.
4. Mary responded that's good, because I'm wearing a new dress.
5. Kevin said he loves to paint.
6. Nancy echoed I love to paint and draw.
7. Tammy feared she was not a very good artist.
8. Mrs. Mickey reminded her you don't have to be the world's best artist; just enjoy yourself.
9. Lisa said she was glad to hear that comment because she wasn't much of a painter, either.
10. When the class ended, Lisa and Tammy both told Mrs. Mickey that they had a good time painting.

Rule 23

Titles of books, movies, plays, magazines, songs, stories, etc., are treated in specific ways.

- Capitalize the first word, the last word, and every word in between except for articles (*the, a, an*), short prepositions, and short conjunctions.

The **L**egend of the **W**hite **B**uffalo **W**oman
So **Y**ou **W**ant to **B**e **P**resident?
Around the **W**orld in a **H**undred **Y**ears

- When you write in handwriting, underline the titles of books, movies, and television programs, and the names of newspapers and magazines.

Jurassic Park (movie)
Hatchet (book)
Boys' Life (magazine)

- If you are using a word processor, use italics instead of underlining.

Jurassic Park (movie)
Hatchet (book)
Boys' Life (magazine)

- Use quotation marks around the titles of stories, magazine articles, essays, songs, and most poems.

“The Star-Spangled Banner” (song)
“Safety Tips for Campers” (article)
“Rain” (poem)

Titles

Punctuation



Rewrite these sentences, using the correct punctuation for each title.

1. I am reading one chapter from The Adventures of Tom Sawyer every night.

2. Every Saturday morning, my little brother watches the cartoon Rugrats.

3. The scariest story in Horrifying Bedtime Stories was Sounds in the Night.

4. My favorite patriotic song is America, the Beautiful.

5. We read articles from Newsweek, Time, and The Daily Herald for our report.

6. I read an interesting article entitled Kayaking in Alaska in the National Geographic World magazine.

Capital Letters in Titles

Rule
23

A Rewrite these sentences, using the correct capitalization.

1. We are studying the poem “paul revere’s ride” in history class.

2. Are we supposed to read “across the plains” or “mountain trek” in our history book for homework tonight?

3. Did you see war of the worlds on television last night?

4. We are going to sing “o little town of bethlehem” in the Christmas program at church.

B Complete these sentences by writing the titles of your favorites. Be sure to underline titles of books, magazines, movies, and television shows. Use quotation marks for poems and songs.

1. The best book I ever read was _____.

2. _____ is my favorite song of all time.

3. _____ was the greatest movie I’ve seen this year.

4. I could read the poem _____ over and over again.

5. Yesterday I watched _____ on TV.

6. If I were going to read a magazine, I would choose _____.

Name _____

Correct the Titles



Read the paragraphs below. Find mistakes in the capitalization and punctuation of titles. Write the titles correctly on the lines.

Many Roald Dahl children's books have been made into movies. James and the giant peach is one of my favorite Dahl-inspired movies. The young boy who plays James is both a good actor and an excellent singer. He can really belt out the song james, where are you?

Many Maurice Sendak works have been compiled into a video called the maurice sendak library. Song versions of the poems alligators all around and one was johnny appear in the video. Peter Schickele also reads the Sendak books where the wild things are and in the night kitchen. Following the poem and story presentations is an interview with Maurice Sendak himself.

Rule 24

Negative words and the pronouns **I**, **me**, **they**, and **them** follow specific usage rules.

A **negative** is a word that means *no* or *not*. Use only one negative in a sentence.

Correct:

*I **don't** have a costume for the party.*
*I have **no** costume for the party.*

Incorrect:

*I **don't** have **no** costume for the party.*

Use **I** and **they** in the subject.

***I** like to play soccer.*
***They** are visiting Florida.*

Use **me** and **them** in the predicate or after a preposition.

*Arnie wants **me** to help him.*
*One of **them** is the winner.*

Name yourself last.

*Pete and **I** have a new dog.*
*Mom gave it to Pete and **me**.*

Word Usage

What Should I Say?



A Fill in the missing words in these sentences. Use **I** or **me**.

1. _____ am learning how to figure skate.
2. Aunt Margaret wants _____ to weed her garden.
3. Kenny and _____ like to go fishing together.
4. _____ need to write a thank-you note to my grandmother for the nice present she sent _____.

B Fill in the missing words in these sentences. Use **they** or **them**.

1. Will you help _____ paint the fence?
2. Can _____ stay a little while longer?
3. The farmer let _____ ride his horses.
4. When _____ act like clowns, it makes me laugh.

C Write two sentences about yourself and a friend. Use **I** in one of the sentences. Use **me** in the other sentence.

1. _____

2. _____

Double Negatives



A Rewrite these sentences correctly.

1. Do not do that no more.

2. Weren't there no cookies left?

3. Why doesn't he never do his homework?

4. This does not look like nothing I've ever seen before.

5. She didn't have no lunch today.

6. Why can't he never get here on time?

B Write your own sentences using these negative words.

(not) _____

(never) _____

(none) _____

(nothing) _____

Detect Errors

Rule
24

If the sentence is written correctly, write **correct** on the short line. If there is an error in the sentence, rewrite the sentence correctly.

1. I and my mom are going to the mall on Saturday. _____

2. I hope we don't have no homework tonight. _____

3. My friends and I are having a sleepover this weekend. _____

4. Kelly is going to the movies with Kim and I. _____

5. These tomatoes don't taste no good in my salad. _____

6. Let's invite them two new kids to play with us at recess. _____

7. Mrs. Brown gave the football to me and Jason. _____

8. Me and Todd go swimming at the YMCA every Saturday. _____

Rule 25

Some words are easily confused. Take care to use **can/may**, **sit/set**, **lie/lay**, and **good/well** correctly.*

• can—may

Use *can* to tell that someone is able to do something.

*Juan **can** swim across the lake.*

Use *may* to ask or give permission to do something.

***May** I sit next to you?*

• sit—set

Use *sit* to mean “stay seated.”

*Dad will **sit** in that chair.*

Use *set* to mean “to put or place.”

*He **set** his glass down on the table.*

• lie—lay

Use *lie* to mean “to rest or recline.”

*I want to **lie** on the sofa.*

Use *lay* to mean “to put or place.”

*I will **lay** the book on the end table.*

• good—well

Good is an adjective. Use *good* to describe nouns.

*The dinner smells **good**.*

Well is usually an adverb. Use *well* to describe verbs.

*He dances very **well**.*

*See Notes to the Teacher on page 104 for additional information.

Which Is Correct?



A Cross out the incorrect sentences. Rewrite them correctly on the lines below.

1. Can I go to Peter's party?
2. Stuart can run faster than anyone else I know.
3. The tired dog wants to lay down by the fire.
4. Lay the new clothes out on the bed.
5. Please sit the vase down very carefully.
6. Did you set next to Mrs. Gomez?
7. You may go to the movies after dinner.
8. After she lies the eggs, the hen sets on them.
9. Lay the baby in her crib so she can take a nap.

B Make your corrections here.

Select the Correct Word

Rule
25

Circle the correct word in each sentence.

1. Daylela (can may) dance better than anyone else in the class.
2. Students in Mr. Tanaka's class (can may) sharpen their pencils only if they ask permission first.
3. (Can May) I help you prepare dinner tonight?
4. Grandpa always (sits sets) in that chair when he comes to our house.
5. (Sitting Setting) in the beach chair is my Aunt Mary.
6. I (set sit) my reading glasses down here somewhere.
7. If you are not feeling well, you should go (lay lie) down.
8. (Lay Lie) the gifts under the Christmas tree.
9. I will (lay lie) the keys beside your purse.
10. My sister plays the flute pretty (good well).
11. The movie we saw last weekend was quite (good well).
12. Sara plays chess very (good well) for a beginner.

Name _____

Write It Right



Use each word below in a sentence of your own.

1. can _____

2. may _____

3. sit _____

4. set _____

5. lie _____

6. lay _____

7. good _____

8. well _____

Notes to the Teacher

Rule 4, page 15

The rule states that the parts of a compound sentence are **usually** joined by conjunctions. A semicolon may also replace a comma and conjunction in a compound sentence.

Simple sentences: *He broke the window. It was an accident.*

Compound sentence: *He broke the window; it was an accident.*

Rule 9, page 35

The present tense endings *s* and *es* are used only with third person singular nouns and pronouns (*he, she, it, Grandma, Mr. Jones, etc.*). The distinction between first person and third person may need to be explained to nonnative speakers.

Rule 18, page 71

1. Note that the use of a comma to separate the two independent clauses of a compound sentence is addressed in Rule 4.
2. Here are two tests to use to determine if adjectives are modifying a noun equally:
 - Put *and* between the adjectives. If the sentence sounds correct, use a comma.

It's time to get rid of those smelly, old sneakers.

*It's time to get rid of those smelly **and** old sneakers.*

(*and* sounds OK, so use a comma)

Three big dogs are digging in the sand.

*Three **and** big dogs are digging in the sand.*

(*and* sounds odd, so do not use a comma)

- Switch the order of the adjectives. If the sentence sounds correct, the adjectives modify equally.

It's time to get rid of those smelly, old sneakers.

It's time to get rid of those old, smelly sneakers.

(sounds OK; use a comma)

Three big dogs are digging in the sand.

Big three dogs are digging in the sand.

(sounds odd; do not use a comma)

Notes to the Teacher (continued)

Rule 19, page 75

If your students are writing complex sentences, you may wish to introduce the use of a comma to separate a long dependent clause from the independent clause that follows it.

***Because it was so hot,** we decided to stay indoors to play.*

***If you wish to know the answer,** I will tell you.*

***When they had finished their mathematics assignment,** the students were allowed to have free time.*

Rule 20, page 79

In running text, a comma follows as well as precedes both the year and the state, province, or country.

The events of April 18, 1775, have long been celebrated in song and story.

The electrical storms in Flagstaff, Arizona, are no less than spectacular.

Rule 25, page 99

Well is often confused with *good*.

- *Good* is an adjective, and *well* is **usually** an adverb.

*She is a **good** musician.*

*She plays both the piano and the guitar **well**.*

*I received a **good** grade on the social studies test.*

*All the time spent studying served me **well**.*

- Both *well* and *good* are correct in this instance.

*“After all that food, I don’t feel **well**,” groaned Melvin.*

*“I don’t feel **good**, either,” complained Marvin.*

- Although both *well* and *good* are correct here, the meaning in sentence two may be unclear.

*You don’t look **well**.* (You look sick.)

*You don’t look **good**.* (It could be that you look sick, or it could be that your appearance isn’t appealing.)

Answer Key

Page 4

1. ? interrogative
2. . imperative
3. . imperative
4. ! exclamatory
5. ! exclamatory
6. . declarative
7. ? interrogative
8. . imperative
9. ? interrogative
10. . imperative

Sentences will vary, but they should reflect the requested sentence types.

Page 5

1. ? interrogative
2. . declarative
3. ! exclamatory OR . declarative
4. . imperative
5. . declarative
6. . imperative
7. . declarative
8. . declarative
9. . imperative

Page 6

Answers will vary, but they should reflect the requested sentence types.

Page 8

1. subject
2. predicate
3. predicate
4. subject
5. subject
6. predicate
7. predicate
8. subject
9. subject
10. subject
11. predicate
12. predicate

Page 9

Sentences will vary, but they must include the sentence fragment and have the subject correctly circled and the predicate correctly underlined.

Page 10

1. My hungry friends SS SP hunted for food in the kitchen.
2. Margo SS SP petted the tiny kitten.
3. The busy workers SS SP painted the whole house in one day.
4. The frightened dog SS SP hid under the porch.
5. Several heavy packages SS SP arrived in the mail this morning.
6. Carla's friend Margo SS SP came for a long visit.
7. Twelve silver sardines SS SP darted among the kelp blades.
8. Sam SS SP hit two home runs in the last game.
9. The large moving van SS SP was unable to turn into our driveway.
10. SS Melissa, my next-door neighbor, SP plays trumpet in the school band.

Page 12

- | | |
|------------|---------|
| 1. but | 7. but |
| 2. and, or | 8. as |
| 3. as | 9. or |
| 4. but | 10. and |
| 5. or | 11. and |
| 6. and | 12. as |

Page 13

- | | |
|--------------------|---------------------|
| 1. and | 7. nor |
| 2. and | 8. and, so |
| 3. but OR yet | 9. nor |
| 4. but OR yet | 10. so |
| 5. but | 11. as OR and |
| 6. and, but OR yet | 12. but OR yet, and |

Page 14

Answers will vary, but sentences should include the stated conjunctions.

Page 16

1. Grandmother baked cookies, and the children ate them all.
2. The explorers searched the jungle, but they never reached the lost city.
3. There was a large pothole in the road, and/so I had to swerve to avoid it.
4. I yelled to warn him, but it was too late.
5. I may spend August in the mountains, or I may stay home and paint the house.

Sentences will vary, but they must follow the directions given.

Page 17

1. Mrs. Peterson's class talked about hobbies, and Bobby said he likes to watch movies.
2. Saber likes to watch movies also, but he loves to read books, too.
3. Mrs. Peterson plays tennis in the city, or she hikes in the mountains.
4. Tom wants to collect stamps, but he hasn't started yet.
5. Mary is learning to sew her own clothes, and Lisa takes cooking lessons.
6. Stan rides a skateboard, or he rides his bike.
7. Linda paints pictures, and her grandmother frames them.
8. Kevin sings in the shower, yet he never performs in front of people.
9. Karen sings in a choir, so she performs onstage often.
10. Ted never sings, but he enjoys acting onstage.

Page 18

1. simple
2. simple
3. compound
4. simple
5. compound
6. simple
7. compound
8. simple

Page 20

Answers will vary, but all proper nouns should be capitalized.

Page 21

1. The town of Blair, Nebraska, is home to Dana College.
2. The college was founded by Danish immigrants to America.
3. The politician Paul Simon attended Dana College as a young man.
4. The city of Ashland, Oregon, is home to Southern Oregon University.
5. The University of Colorado is located in Boulder, Colorado.
6. On April 20, 2001, the University of Colorado celebrated its 125th birthday.
7. The town of Klamath Falls, Oregon, is home to Klamath Community College and the Oregon Institute of Technology.
8. Many cities, including San Francisco, Denver, and Dallas, have community colleges.

Page 22

1. My grandmother Ruth Heffelfinger, has been living for over eighty years.
2. She lives in Auburn, Indiana.
3. Her birthday is in October.
4. Grandma Ruth likes to visit warm places in the winter.
5. Sometimes she goes to Florida.
6. Sometimes she visits my Aunt Mary in Texas.

Page 22 (continued)

7. My grandmother lived on a large farm in Indiana for many years.
8. Now she lives at the Westside Trailer Park.
9. Her home is actually located on Ruth Street!
10. Her son David lives in the same park on Peterson Street.

Page 24

Blanks should be filled in as follows:

- berries
- fences
- boxes
- boys
- bees
- flies
- heads
- hours
- pies
- berries

Page 25

1. women, children, men
2. mice, fish
3. people, geese, moose, deer
4. feet, teeth

Sentences will vary, but they should reflect the correct forms.

Page 26

1. cakes, 1
2. policies, 3
3. dishes, 2
4. parties, 3
5. keys, 1
6. series, 5
7. calves, 4
8. beliefs, 4
9. wishes, 2
10. patches, 2
11. apples, 1
12. children, 5

Page 28

1. Michelle came to my house for dinner.
2. The horse galloped across the field.
3. Jamal has gone to visit his grandparents in Illinois.
4. They have seen rainbows in the sky many times.
5. Sergio saw a strange animal in his backyard.
6. Mr. and Mrs. Lee have traveled to many countries around the world.
7. Everyone in class went to science camp.
8. The workers have come to paint the house.

Sentences will vary, but they should use the verbs correctly.

Page 29

1. Circled
2. X—Paul and Abbie **were** having fun at the fair.
3. X—The circus monkey **was** swinging by its tail.
4. X—The whiskers on my kitten **twitch**.
5. Circled
6. X—They **were** tired of doing homework every day.
7. Circled
8. X—Mom and Dad **are** excited about their vacation.

Page 30

- | | |
|------------|-------------|
| 1. action | 8. helping |
| 2. linking | 9. helping |
| 3. helping | 10. linking |
| 4. action | 11. action |
| 5. helping | 12. action |
| 6. linking | 13. linking |
| 7. helping | 14. action |

Page 32

My sister ^Ppromised that she ^Fwill come for the weekend. She ^Pcalled us last night to say she ^Fwill come this evening. She ^Fwill arrive about 6:00 p.m. Mom ^{PR}is fixing her favorite dessert as a surprise. We ^Fwill have a party while she ^{PR}is here.

Paragraphs will vary, but they should reflect tenses correctly.

Page 33

- | | |
|--------------|---------------|
| 1. tomorrow | 9. today |
| 2. yesterday | 10. yesterday |
| 3. yesterday | 11. tomorrow |
| 4. tomorrow | 12. yesterday |
| 5. tomorrow | 13. tomorrow |
| 6. today | 14. today |
| 7. tomorrow | 15. yesterday |
| 8. today | |

Page 34

1. graduated
2. worked
3. opened
4. work
5. will open
6. will be
7. is
8. will turn
9. will get
10. will drive
11. drove
12. will be
13. practiced
14. is
15. will become

Page 36

Some students may also use a form of “to be” with the participle (*ing*) form of the verb.

1. visited
2. will catch
3. buzz OR buzzes
4. hurried
5. reached
6. cried
7. will make
8. laugh OR laughs
9. will run
10. stopped

Page 37

Present Tense: Darcy is having a great time on vacation this month. She is visiting Florida. She is staying at an oceanfront hotel. She swims every day. She goes sailing. She goes fishing. She makes sand castles along the beach. She plays hard each day and sleeps hard each night!

Past Tense: Darcy had a great time when she went on vacation last month. She visited Florida. She stayed at an oceanfront hotel. She swam every day. She went sailing. She fished. She made sand castles along the beach. She played hard each day and slept hard each night!

Page 38

Words in blanks appear in the story in the following order:

became, was, remained, kept, showed, watched, encouraged, freed, were, was, swam, fed, was, caught, died

Circled words appear in the following order:

became, was, kept, freed, were, was, swam, fed, was, caught

Page 40

- | | |
|------------|-----------|
| 1. began | 8. ate |
| 2. grew | 9. knew |
| 3. ran | 10. drank |
| 4. threw | 11. wrote |
| 5. thought | 12. swung |
| 6. made | 13. went |
| 7. chose | 14. froze |

Page 40 (continued)

Although answers will vary, likely answers include:

1. ate, drank
2. wrote
3. swung
4. froze
5. made, grew
6. knew OR thought, began
7. ran
8. chose

Page 41

Lines should be drawn through the following verbs, which should then be corrected as indicated:

knowed—known
 goed—went
 goed—went
 taked—took
 swimmmed—swam
 growed—grew
 buyed—bought
 bringed—brought
 singed—sang
 readed—read
 seed—saw
 keeped—kept
 gived—gave

Page 42

Verbs should appear in the paragraph in the following order:

taught, loved, made, wrote, learned, did, studied, came, brought, thanked, looked, taught, decided

Page 44

1. They
2. her
3. They
4. They, it
5. it
6. them
7. They
8. them
9. they

Page 45

1. Our OR My
2. She
3. our
4. us OR them
5. ourselves
6. Everyone
7. his
8. He
9. her
10. They
11. them
12. We

Page 46

1. We—subject
2. me—object
3. us—object
4. I—subject
5. me—object
6. They—subject

Sentences will vary, but they must contain a subject and an object pronoun.

Page 48**circled:**

1. she, them
2. she
3. They
4. them
5. He, it
6. he, it
7. we
8. they

line(s) to:

Terri, flowers
Maggie
Mario, Lee
Jamal, Tamara
farmer, corn
Antonio, bike
Jeff, I
children

Page 49

1. them pronoun
2. dogs antecedent
3. he pronoun
4. airplane antecedent
5. They pronoun

Sentences will vary, but they must contain a pronoun and an antecedent.

Page 50

George Washington Carver was born into slavery during the American Civil War. When **it** ended, **he** was a free child. Still, life was not easy for George. Many schools would not admit **him**. **They** did not accept black students. George had to move many times so that **he** could complete his education. After **he** earned his college degree, **he** began teaching and completing research. **He** became famous for concocting hundreds of uses for the peanut, a crop that saved the soil of the South.

Page 52

1. sun's, lake's
2. children's, teacher's
3. his, his, brother's
4. our, our, grandparents'
5. his, librarian's
6. boys'
7. Our, class's
8. women's

Sentences will vary.

Page 53

1. plural
2. plural
3. bike's, possessive
4. plural
5. Dogs', plural and possessive
6. plural
7. plural
8. toy's, possessive
9. plural
10. cents', plural and possessive
11. plural
12. money's, possessive

Page 54

1. lady's
2. ladies'
3. year's
4. years'
5. sisters'
6. sister's
7. crowd's
8. Crowds

Page 54 (continued)

9. countries
10. countries'
11. boy's
12. boys'

Page 56

Sentences will vary, but they must be the type called for.

Page 57

1. those
2. that
3. This
4. that
5. these OR those
6. This OR That

Sentences will vary, but they must use the appropriate demonstrative adjectives.

Page 58

The following adjectives, in order, should be circled:

Greatest, his, famous, other, curious, rambling, old, chatty, former, fascinating, strange, incredible, his, bizarre, his, interesting

Page 60

Paragraph 1—The following adjectives should have a *C* written above them:

faster, higher

The following adjectives should have an *S* written above them:

greatest, most (excited), most (feared), best

Paragraph 2—The following adjective should have a *C* written above it:

louder

The following adjectives should have an *S* written above them:

most (abrupt), hottest, driest, heaviest, brightest, prettiest, best, worst

Page 61

- taller-C
- funniest-S
- most homesick-S
- busiest-S
- kindest-S
- warmer-C
- more careful-C
- oldest-S

Page 62

Sentences will vary, but they must contain the given adjectives.

Page 64

- how
- where
- when
- to what extent
- how
- how
- to what extent, when
- when
- how
- where

Sentences will vary, but they must contain the given adverbs.

Page 65

- soon
soonest
sooner
- loudest
louder
loudly
- most quickly
quickly
more quickly
- well
better
best

Page 66

The following words should be circled and labeled as indicated.

- barked, verb
- immediately, adverb
- happy, adjective
- runs, verb
- attended, verb

Page 66 (continued)

- sits, verb
- funny, adjective
- hard, adverb
- sketches, verb
- dances, verb
- steep, adjective
- carefully, adverb

Page 68

- beside
- under
- with
- during
- of
- for
- around
- from
- on

Paragraphs will vary. Prepositions should be circled.

Page 69

Sentences will vary, but the following words should be indicated as shown:

- | | |
|------------------|------------|
| 1. <u>under</u> | ○
table |
| 2. <u>after</u> | ○
game |
| 3. <u>to</u> | ○
store |
| 4. <u>of</u> | ○
book |
| 5. <u>from</u> | ○
Jim |
| 6. <u>around</u> | ○
room |

Page 70

Underlined phrase	Circled object
in 1845	1845
around America	America
for his machine	machine
to clothing manufacturers	manufacturers
in Howe's invention	invention
for Europe	Europe
in his idea	idea
in the sewing machine	machine
for a return trip	trip

Page 70 (continued)

In the meantime	meantime
in America	America
from the pawnshop	pawnshop
in court	court
for the sewing machine	machine
from his invention	invention

Page 72

- People use the Internet to conduct business, complete research, go shopping, and talk with others.
- no commas
- Shopping from home is quick, easy, and enjoyable.
- Tired, busy consumers can buy birthday gifts without leaving their living rooms.
- Business managers can send memos, receive important papers, and conduct meetings over the Internet.
- Contracts, property titles, and funds can all "change hands" over the Internet.
- no commas
- no commas
- Strangers share thoughts, research, and opinions.
- The Internet has made the world a smaller, friendlier place.

Page 73

Sentences should be corrected as follows:

- no corrections
- Weathered rocks crumble, crack, and break.
- no corrections
- Fast, powerful streams carry weathered pieces of rock to new places.
- Pieces of weathered rock can end up at the bottom of a riverbed, at the foot of a mountain, or even on the ocean floor.
- The atmosphere is made up of nitrogen, oxygen, and small amounts of other gases.
- The atmosphere is polluted by factory smoke, car exhaust, and volcano dust.

Page 73 (continued)

8. no corrections
9. Warm, cozy fires in your fireplace pollute the air.
10. Hot, crackling campfires pollute the air.
11. Even fragrant, sweet-smelling perfumes may pollute the air.

Page 74

- A. Sentences will vary, but they must use commas correctly to separate words or phrases in a series.
- B. Sentences will vary, but only item 2 should have commas between the adjectives.

Page 76

Commas should be placed as follows:

1. Carl, will you help me with my homework after school?
2. No, not today. I have to go out of town with my parents.
3. Well, do you think you can help me on Saturday?
4. No, I'll still be gone. I can help you on Monday, Jay, if that's not too late.
5. Yes, that will be okay. I don't have to turn in the assignment until Tuesday.
6. Okay, Carl, I'll see you when I get back.

Sentences will vary, but they must use commas correctly.

Page 77

Answers will vary, but each sentence should include one of the stated introductory words followed by a comma.

Page 78

2. I noticed, Kim, that you haven't studied for your history test yet. I noticed that you haven't studied for your history test yet, Kim.

Page 78 (continued)

3. Well, I heard, Lisa, that you kicked the final goal in yesterday's soccer game.
Well, I heard that you kicked the final goal in yesterday's soccer game, Lisa.
4. Never before, Joe, have I seen you work so hard in the yard!
Never before have I seen you work so hard in the yard, Joe!
5. I will try, Mr. Brown, to get the assignment turned in on time.
I will try to get the assignment turned in on time, Mr. Brown.

Page 80

Commas should be placed as follows:

Fresno, CA
July 16,
2009

Dear Grandfather,

I went to a soccer game with Leon, Margo, and Mel last Saturday. We had a great time. We got up while it was still dark outside to get an early start. Mom drove all the way to Reno, Nevada.

It took us five hours to get there. We stopped once to use the bathroom, stretch our legs, and eat some lunch. We had a great time, even though our team lost.

The trip home sure was exciting! We had a flat tire, Mel got carsick, and we got lost. That was my fault. I had the map upside down!

Love,

Students' letters will vary.

Page 81

Colons should appear in the letter as follows:

Dear Mr. Smith:

I am looking forward to our 4:30 meeting on March 20. Please bring the following items with you:

We usually eat around 7:00.

Page 82

1. , 4. , ,
2. : 5. : ,
3. , 6. :

Page 84

1. My band teacher, Ms. Godsey, taught me how to play three instruments.
2. The trumpet, my favorite instrument, is hard to play.
3. Our town's volunteer firefighters, Kevin and Rena, are husband and wife.
4. Our school, Jackson Street Elementary, is one of three elementary schools in the city.
5. The woman who gave today's speech was Pandora Seaton, a successful business owner.
6. Kent Twitchell, a renowned mural painter, will give next month's speech.
7. *Where the Sidewalk Ends*, the Shel Silverstein book, contains some of my favorite poems.
8. Cinco de Mayo, an exciting Mexican holiday, takes place on the fifth of May.
9. Summer, the hottest season of the year, is just around the corner.
10. The best restaurant in town is Wu Lee's, the Chinese place.

Page 85

The appositives in Paragraph 1 are:

Miss Smith
a cheerful, snappy tune
my good friend
our national anthem
a good-bye song

The appositives in Paragraph 2 are:

my physician
a rare disease
one of my favorite foods
Dr. Nelson
Saturday

Page 86

Answers will vary.

Page 88

1. "Please hand me that book," said Ms. Quinn.
2. On the way home from school, Mark asked, "Can you spend the weekend at my house?"
3. "Alice," asked Mr. Washington, "what is the answer to the last question?"
4. "I won't eat liver and brussels sprouts for dinner!" shouted Jessie. "I want pizza!"
5. "How long is this race going to last?" wondered Otis.
6. Carlos exclaimed, "Look at that huge pumpkin!"
7. "If we work hard," replied Judy, "we will earn an excellent grade."
8. "Sally, when is your birthday?" asked Mrs. Taylor.
9. "That was the most exciting book I have ever read!" exclaimed Jody.
10. "Why are you late?" complained Roberto. "We are going to miss the bus."

Page 89

1. Lee said, "I'll get us something to
2. "Do you have a pet cat?" asked Marcus.
3. Shawna shouted, "Keep away from that broken glass!"
4. "Why do I have to do my homework now?" complained Susanne.
5. Kim said, "I like to play soccer with my friends."
6. Michael asked, "How soon will dinner be ready?"
7. "Please tell me the answer to the riddle," begged Jose.
8. Chris thought, "I hope they choose me to be on their team."

Answers will vary, but they must address the given topic.

Page 90

1. no changes
2. no changes
3. She told us, "You will not get your clothes messy if you wear a smock."
4. Mary responded, "That's good, because I'm wearing a new dress."
5. no changes
6. Nancy echoed, "I love to paint and draw."
7. no changes
8. Mrs. Mickey reminded her, "You don't have to be the world's best artist; just enjoy yourself."
9. no changes
10. no changes

Page 92

1. I am reading one chapter from The Adventures of Tom Sawyer every night.
2. Every Saturday morning, my little brother watches the cartoon Rugrats.
3. The scariest story in Horrifying Bedtime Stories was "Sounds in the Night."
4. My favorite patriotic song is "America, the Beautiful."
5. We read articles from Newsweek, Time, and The Daily Herald for our report.
6. I read an interesting article entitled "Kayaking in Alaska" in the National Geographic World magazine.

Page 93

1. We are studying the poem "Paul Revere's Ride" in history class.
2. Are we supposed to read "Across the Plains" or "Mountain Trek" in our history book for homework tonight?
3. Did you see War of the Worlds on television last night?
4. We are going to sing "O Little Town of Bethlehem" in the Christmas program at church.

Answers will vary, but items 1, 3, 5, and 6 should contain underlined titles; items 2 and 4 should have titles in quotes.

Page 94**Paragraph 1:**

James and the Giant Peach
"James, Where Are You?"

Paragraph 2:

The Maurice Sendak Library
"Alligators All Around"
"One Was Johnny"
Where the Wild Things Are
In the Night Kitchen

Page 96

1. I
2. me
3. I
4. I, me
1. them
2. they
3. them
4. they

Sentences will vary, but they must use *I* and *me* correctly.

Page 97

1. Do not do that anymore.
2. Were there no cookies left? OR Weren't there any cookies left?
3. Why doesn't he ever do his homework? OR Why does he never do his homework?
4. This does not look like anything I've ever seen before. OR This looks like nothing I've ever seen before.
5. She didn't have any lunch today. OR She had no lunch today.
6. Why can't he ever get here on time? OR Why can he never get here on time?

Sentences will vary, but they must use the negatives correctly.

Page 98

1. My mom and I are going to the mall on Saturday.
2. I hope we don't have any homework tonight. OR I hope we have no homework tonight.
3. correct
4. Kelly is going to the movies with Kim and me.
5. These tomatoes don't taste good in my salad.

Page 98 (continued)

6. Let's invite those two new kids to play with us at recess.
7. Mrs. Brown gave the football to Jason and me.
8. Todd and I go swimming at the YMCA every Saturday.

Page 100

The following sentences should be crossed out and rewritten as shown:

1. May I go to Peter's party?
3. The tired dog wants to lie down by the fire.
5. Please set the vase down very carefully.
6. Did you sit next to Mrs. Gomez?
8. After she lays the eggs, the hen sits on them.

Page 101

1. can
2. may
3. May
4. sits
5. Sitting
6. set
7. lie
8. Lay
9. lay
10. well
11. good
12. well

Page 102

Sentences will vary, but they must be grammatically correct.

Daily Paragraph Editing

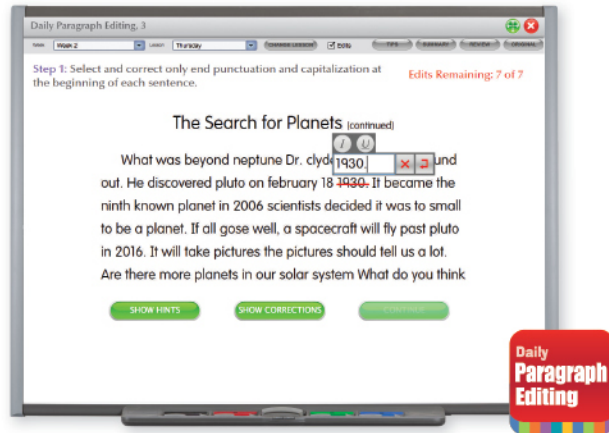



Engaging language practice is based on a rich source of informational text

Grades 2–8 • 36 Weeks • 10- to 15-minute lessons

- Students are both editors and writers, applying conventions of standard English skills to correct a paragraph Monday–Thursday and complete a related writing exercise on Friday.
- Includes proofreading marks page and an editing checklist to support students.
- Also includes scope and sequence chart, an assessment rubric, and detailed correlations.

Correlated to state standards and Common Core State Standards. Federal funding sources: I, V, RF, 2



Print or E-Book

Teacher's Edition Everything you need to lead targeted language lessons, including 176 reproducible student activity pages and teacher support.


Grade 2	EMC 2725	Grade 6	EMC 2729
Grade 3	EMC 2726	Grade 7	EMC 2837
Grade 4	EMC 2727	Grade 8	EMC 2838
Grade 5	EMC 2728		

OR

Digital

Courseware Digital lessons with interactive proofreading and editing tools!

Grade 2	EMC 5622	Grade 6	EMC 5626
Grade 3	EMC 5623	Grade 7	EMC 5657
Grade 4	EMC 5624	Grade 8	EMC 5658
Grade 5	EMC 5625		



Pair Student Books with Teacher's Edition or Courseware!

"This title is invaluable to my grammar lessons and preparing my student's for state testing. Great buy!"

—Kimberly, Louisiana

www.evan-moor.com/dpe



Evan-Moor products are available at fine teacher supply stores and bookstores everywhere and at www.evan-moor.com.

About Evan-Moor Educational Publishers

Since 1979, Evan-Moor Educational Publishers has provided teachers and educators with practical, creative, and engaging PreK–8 educational materials to support and enrich the curriculum.

Evan-Moor has built a reputation for creating quality resources that help students develop basic and complex skills in reading, writing, math, science, social studies, and the arts.

Today, Evan-Moor continues to develop innovative educational materials such as teacher resource books, e-books, TeacherFileBox.com, interactive courseware, and award-winning titles that support the diverse needs of today's classrooms.

Grammar & Punctuation

Grammar & Punctuation combines direct instruction with fun activities to engage students in the practice and application of grammar. Each grade level comes jam-packed with 25 rule charts, 3 practice pages for each rule, 3 extra review pages, a record sheet, and an answer key. With so much in one book, it's your ultimate resource for grammar and punctuation practice!

Grade 1 **EMC 2711**
 Grade 2 **EMC 2712**
 Grade 3 **EMC 2713**


Grade 4 **EMC 2714**
 Grade 5 **EMC 2715**
 Grade 6 **EMC 2716**

Why Educators Use

Grammar & Punctuation

- It's correlated to state standards and Common Core State Standards.
- It's valuable test preparation.
- Activities engage students as they practice important grammar and punctuation skills.

Additional Teacher Resource Books



Daily Language Review Common Core Edition

This series provides 36 weeks of daily practice of grammar, punctuation, usage, and sentence-editing skills. The 10- to 15-minute lessons engage students and are perfect for warm-up, test prep, or review.

Correlated to state standards and Common Core State Standards.

Grade 1 **EMC 579**
 Grade 2 **EMC 580**
 Grade 3 **EMC 581**

Grade 4 **EMC 582**
 Grade 5 **EMC 583**
 Grade 6 **EMC 576**

Grade 7 **EMC 2797**
 Grade 8 **EMC 2798**



Language Fundamentals

Ideal for differentiated language practice that complements the skills presented in *Daily Language Review*. Scaffolded lessons help you target skills that students need to practice. **Correlated to state standards and Common Core State Standards.**

Grade 1 **EMC 2751**
 Grade 2 **EMC 2752**
 Grade 3 **EMC 2753**

Grade 4 **EMC 2754**
 Grade 5 **EMC 2755**
 Grade 6 **EMC 2756**